



# T-AUTO

## AFTERMARKET CATALOGUE

**GASFEDERN – GAS SPRING – MOLLA A GAS**

2020 CATALOGUE



Bursa, **Turkey**



Discover  
the potential



+90 224 211 44 73



info@tunalift.com



www.tunalift.com

# About Our Company

From Tradition  
to Innovation

**TGS started its industry adventure in early 70s by the producon of machining products for gas springs and various fields of industry. Our early gas spring producon steps started in 1992.**

Day afer day we improved our manufacturing technologies and machinery equipments and caught world standards. In 2008 we started exporting our products to european countries and established our export company Tunatek Ltd. Co. for organizing our all export operations.

More than a quarter century of experience in gas spring producon ensures us self-confidence to provide our products all high level markets. Today we manufacture 5 different series in steel and stainless steel materials and dozens of different funons. Customers from about 50 countries and dozen of different industrial sectors rely on different kinds of gas springs made by TGS.

# Quality Policy

UNICERT  
ISO 9001:2015



All our products are designed, manufactured and delivered according to the most strict quality standards. Our experienced and specially trained employees monitor the adherence to our quality criteria in every phase of the production process. Tunalift gas springs are manufactured with the highest quality, environmentally friendly materials.

We are certified in accordance with DIN ISO 9001:2015. Our quality program starts with implementing strict quality controls on our purchase transactions. Permanent quality is guaranteed due to the uncompromisingly monitoring of raw materials, an aggressive testing program and a redundant quality control program throughout the production process.

TGS products are continuously tested to ensure reliability, long life and over all product safety for your highest satisfaction. Using our test and development laboratory, products and technology are constantly being improved.

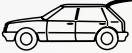

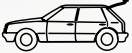



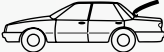

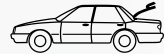







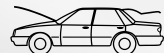

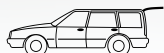

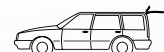


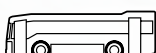























# INDEX

ALFA ROMEO	6	MERCEDES-BENZ	89
AUDI	9	MG	96
AUSTIN	18	MINI	97
AUTOBIANCHI	19	MITSUBISHI	99
BMW	20	MOSKWICZ	101
CHEVROLET	27	NISSAN	102
CHRYSLER	29	OPEL	107
CITROEN	30	PAZ	114
DACIA	37	PEUGEOT	115
DAEWOO	38	PORSCHE	121
DAEWOO - FSO	39	RENAULT	123
DAEWOO FSC Lublin	40	ROVER	132
DAIHATSU	42	SAAB	134
DODGE	43	SEAT	137
FIAT	44	SKODA	141
FORD	52	SMART	145
HONDA	61	SSANGYONG	146
HYUNDAI	64	SUBARU	147
INNOCENTI	69	SUZUKI	148
IŻ	70	TOYOTA	151
JAGUAR	71	TWEKS (ТВЭКС)	155
JEEP	72	UAZ	155
KIA	74	VAUXHALL	156
LADA	78	VOLKSWAGEN	161
LANCIA	81	VOLVO	172
LAND ROVER	83	ZASTAVA	177
LEXUS	85	ZAZ	178
MAZDA	86		




# Model Applications

	Tailgate - Hatchback		Tailgate - SUV
	Tailgate with spoiler - Hatchback		Engine hood - SUV
	Engine Hood - Hatchback		Spare tyre bracket SUV
	Tailgate - Sedan		Roof window - SUV
	Tailgate with spoiler - Sedan		Luggage compartment tailgate
	Engine hood - Sedan		Tailgate - Pick-up
	Tailgate - Liftback		Engine hood - Pick-up
	Tailgate bottom - Liftback		Tailgate - Van/Minivan
	Engine hood - Liftback		Engine hood - Van/Minivan
	Tailgate - Combi		Roof window - Van/Minivan
	Tailgate with spoiler - Combi		Van/Minivan
	Engine hood - Combi		Engine hood - Bus
	Boot floor - Combi		2 doors
	Tailgate - Cabrio/Roadster		3 doors
	Tailgate with spoiler - Cabrio/Roadster		4 doors
	Roof - Cabriolet/Roadster		5 doors
	Engine hood - Cabrio/Roadster		With wiper
	Tailgate - Coupe		Without wiper
	Tailgate with spoiler - Coupe		Rear window
	Engine hood - Coupe		Seat


				
<b>Make - Model - Type Application</b>	<b>Production Period</b>	<b>DØ</b> <b>L</b> <b>F1</b>	<b>OEM Ref.</b>	<b>Order Ref.</b>


## ALFA ROMEO

### 145


145 (930) 	01/94 → 01/01	18	310	580	60567794	<b>CT1140</b>
--	---------------	----	-----	-----	----------	---------------


### 146

146 (930) 	01/94 → 01/01	18	523	300	60604823	<b>CT2159</b>
--	---------------	----	-----	-----	----------	---------------


146 (930)  <small>*2.0 16V "Junior" version</small>	02/95 → 01/01	18	523	400	60612565	<b>CT2160</b>
--	---------------	----	-----	-----	----------	---------------


### 147


147 (937) 	01/01 → 2010	18	355	350	46739202	<b>CT1198</b>
--	--------------	----	-----	-----	----------	---------------

147 (937) 	01/01 →	18	440	370	46771551	<b>CT1342</b>
--	---------	----	-----	-----	----------	---------------


### 155


155 (167) 	01/92 → 12/97	18	280	500	60540532	<b>CT1073</b>
--	---------------	----	-----	-----	----------	---------------


155 (167) 	01/92 → 12/97	18	280	600	60583192	<b>CT1074</b>
--	---------------	----	-----	-----	----------	---------------


155 (167) 	01/92 → 12/97	18	675	210	60604174, 60564112	<b>CT2564</b>
--	---------------	----	-----	-----	--------------------	---------------










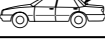







### 156






156 (932) 	09/97 →	18	265	370	60651067	<b>CT1046</b>
--	---------	----	-----	-----	----------	---------------

156 (932) 	09/97 →	18	265	460	60657685	<b>CT1047</b>
--	---------	----	-----	-----	----------	---------------

156 (932) 	09/97 →	18	400	300	60654724	<b>CT1258</b>
--	---------	----	-----	-----	----------	---------------



156 SW (932) 	05/00 →	18	348	620	60664833	<b>CT1192</b>
---	---------	----	-----	-----	----------	---------------

 <b>Make - Model - Type Application</b>	 <b>Production Period</b>	 <b>DØ    L    FI</b>			 <b>OEM Ref.</b>	 <b>Order Ref.</b>
<b>159</b>						
159 (140) 	09/05 →	18	291	380	60680087	<b>CT1107</b>
159 (140) 	09/05 →	18	605	250	60688574	<b>CT2466</b>
159 (939_) 	09/05 → 11/11	18	605	250	60688574	<b>CT2466</b>
159 SPORTWAGON 	03/06 →	21	250	1180	60683933, 50508010	<b>DT1006</b>
<b>164</b>						
164 (164) 	09/91 → 06/97	18	278	480	60591762	<b>CT1064</b>
164 (164) 	06/87 → 09/98	18	615	240	6055822, 60558222	<b>CT2484</b>
164 (164)  <small>*tailgate with gas spring</small>	01/87 → 08/91	18	278	430	60566147	<b>CT1065</b>
<b>166</b>						
166 (936) 	09/98 →	18	278	390	60622424	<b>CT1066</b>
166 (936) 	09/98 → 10/00	18	438	480	60658924	<b>CT1339</b>
166 (936_) 	09/98 → 06/07	18	438	480	60658924, 606589240	<b>CT1339</b>
<b>33</b>						
33 RESTYLING (907B)  <small>*(exclude Sweden)</small>	01/90 → 09/94	18	550	230	60505771	<b>CT2262</b>
<b>BRERA</b>						
BRERA 	01/06 → 2010	18	470	350	60694616	<b>CT1436</b>



				
<b>Make - Model - Type Application</b>	<b>Production Period</b>	<b>DØ</b> <b>L</b> <b>F</b>	<b>OEM Ref.</b>	<b>Order Ref.</b>

BRERA 	01/06 → 2010	18	605	250	60688574	<b>CT2466</b>
--	--------------	----	-----	-----	----------	---------------



**GIULIETTA**

GIULIETTA (940) 	04/10 →	18	399	250	50519970	<b>CT1257</b>
GIULIETTA (940) 	04/10 →	18	500	420	50509830	<b>CT2023</b>


**GT**

GT 	11/03 → 2010	18	355	350	46739202	<b>CT1198</b>
GT 	11/03 → 2010	18	400	400	50508060	<b>CT1260</b>





**GTV**

GTV 	05/98 → 04/05	18	670	200	60689182, 60594694, 60577413	<b>CT2555</b>
GTV (916C) 	06/95 → 04/05	18	395	170	6059469, 60594694	<b>CT1251</b>






**MITO**

MITO (955) 	09/08 →	18	456	320	50515442	<b>CT1406</b>
---	---------	----	-----	-----	----------	---------------

**SPIDER**





SPIDER 	09/06 → 2010	18	605	250	60688574	<b>CT2466</b>
SPIDER (916C, 916S) 	05/98 → 04/05	18	670	200	60689182, 60594694, 60577413	<b>CT2556</b>
SPIDER (916S) 	06/95 → 04/05	18	395	170	6059469, 60594694	<b>CT1251</b>
SPIDER (939) 	09/06 →	18	270	380	60694168	<b>CT1059</b>





 Make - Model - Type Application	 Production Period	 DØ    L    FI	 OEM Ref.	 Order Ref.
--	--	---	---	---

## AUDI


### 100

100 (44, C3)  <small>*from chassis 44-F-115151</small>	04/85 → 12/90	18    465    320	443823359B	<b>CT1424</b>
100 (44, C4) 	12/90 → 07/94	0    0    0	4A0823359B, 4A0823359C	<b>XZ1001</b>
100 (44, C4) 	12/90 → 07/94	18    402    390	4A5827552	<b>CT1262</b>
100 AVANT (44, C3) 	08/82 → 12/90	18    580    470	445827551	<b>CT2370</b>






### 200






200 (44) 	04/85 → 12/90	18    465    320	443823359B	<b>CT1424</b>
200 AVANT(44) 	08/82 → 12/90	18    580    470	4A5827551	<b>CT2370</b>

### 80



80 AVANT, 80 AVANT QUATTRO (8C, B4) 	08/91 → 10/94	18    575    500	8A9827552A, 8A9827552D	<b>CT2361</b>
---	---------------	------------------	---------------------------	---------------

### 80, 80 QUATTRO




80, 80 QUATTRO (89, 89Q) 	09/86 → 09/91	18    275    590	893827552	<b>CT1062</b>
80, 80 QUATTRO (89, 8A) 	09/86 → 09/91	21    273    670	893827552A	<b>DT1010</b>
80, 80 QUATTRO (89, 8A) 	09/89 → 09/91	18    615    400	893823360	<b>CT2485</b>
80, 80 QUATTRO (8C, B4) 	08/91 → 10/94	18    278    580	8A5827552	<b>CT1068</b>
80, 80 QUATTRO (8C, B4) 	08/91 → 10/94	18    280    630	8A5827552A	<b>CT1077</b>

						
<b>Make - Model - Type Application</b>	<b>Production Period</b>	<b>DØ</b>	<b>L</b>	<b>F1</b>	<b>OEM Ref.</b>	<b>Order Ref.</b>


**90, 90**

90, 90 QUATTRO (89, 8A) 	04/87 → 12/91	21	273	670	893827552A	<b>DT1010</b>
90, 90 QUATTRO (89, 8A) 	04/87 → 12/91	18	615	400	893823360	<b>CT2485</b>








**A1**






A1 (8X1) 	05/10 →	18	515	600	8X3827552	<b>CT2122</b>
A1 (8X1), A1 SPORTBACK (8XA) 	05/10 →	18	300	400	8X0823359	<b>CT1127</b>
A1 SPORTBACK (8XA) 	11/11 →	18	535	540	8X4827552	<b>CT2210</b>








**A2**

A2 (8Z) 	02/00 →	18	500	420	8Z0827552A	<b>CT2006</b>
--	---------	----	-----	-----	------------	---------------








**A3**

A3 (8L) 	09/96 → 05/03	18	500	350	8L0823359	<b>CT2007</b>
A3 (8L) 	09/96 → 08/00	18	500	420	8D9827552	<b>CT2008</b>
A3 (8L) 	08/00 → 05/03	18	500	470	8D9827552F	<b>CT2009</b>
A3 (8P1) 	05/03 → 07/12	18	475	490	8P3827552B	<b>CT1455</b>
A3 (8P1) 	05/03 →	18	485	460	8P3827552A	<b>CT1485</b>
A3 (8P1) 	05/03 →	18	495	490	8P3827552D	<b>CT1518</b>
A3 (8P1) 	05/03 →	18	715	290	8P0823359	<b>CT2602</b>






 <b>Make - Model - Type Application</b>	 <b>Production Period</b>	 <b>DØ    L    FI</b>			 <b>OEM Ref.</b>	 <b>Order Ref.</b>
---	---	--	--	--	--	--








A3 (8P1) 	08/03 →	18	715	290	8P0823359A, 8P0823359B	<b>CT2603</b>
A3 (8V1) 	04/12 →	18	543	460	8V3827552	<b>CT2235</b>
A3 (8V1, 8VA, 8VS, 8V7) 	08/12 →	18	746	200	8V0823359, 8V082335903S	<b>CT2624</b>
A3 CABRIOLET (8V7) 	10/13 →	18	234	600	8V7827552A	<b>CT1018</b>
A3 CONVERTIBLE 	04/08 →	18	255	350	8P7827552C, 8P7827552F, 8P7827552D	<b>CT1037</b>
A3 SPORTBACK (8VA) 	09/12 →	18	555	450	8V4827552	<b>CT2287</b>
A3 SPORTWAGON 	09/04 →	18	530	410	8P4827552B	<b>CT2194</b>

**A4**





A4 (8D2, B5) 	01/94 → 11/00	18	278	490	8D5827552C, 8D5827552D, 8D5827552, 8D5827552F	<b>CT1069</b>
A4 (8D2, B5), A4 AVANT (8D5, B5) 	01/94 → 11/00	18	722	310	8D0823359A, 8D0823359, 8D0823359B	<b>CT2607</b>
A4 (8E2, B6) 	11/00 →	21	298	650	4B5827552G, 4B5827552F	<b>DT1017</b>
A4 (8E2, B6), A4 AVANT (8E5, B6) 	11/00 →	18	722	325	8E0823359A	<b>CT2608</b>
A4 (8EC) 	11/04 → 12/07	21	298	700	8E5827552J, 8E5827552K	<b>DT1018</b>
A4 (8H7, 8HE) 	07/02 → 12/05	18	310	590	8H0827552B	<b>CT1144</b>
A4 (8K2, B8) 	10/10 →	18	388	480	8K5827919, 8K5827919A	<b>CT1243</b>

\*from year 10/10



				
<b>Make - Model - Type Application</b>	<b>Production Period</b>	<b>DØ</b> <b>L</b> <b>F1</b>	<b>OEM Ref.</b>	<b>Order Ref.</b>




















A4 AVANT (8D5, B5) 	11/95 → 09/01	18	500	420	8D9827552	<b>CT2008</b>
A4 AVANT (8E5, B6) 	09/01 →	18	500	530	8D9827552E	<b>CT2010</b>
A4 AVANT (8ED) B7 	11/04 → 03/08	18	490	530	8E9827552G, 8E9827552H	<b>CT1506</b>
A4 AVANT (8K5) B8  *with automatic opening	04/08 →	18	502	450	8K9827552A, 8K9827552	<b>CT2057</b>
A4 AVANT (8K5) B8 	04/08 →	18	502	530	8K9827552	<b>CT2058</b>
A4 B8 (8K2), A4 AVANT (8K5) 	11/07 →	18	765	340	8T0823359	<b>CT2628</b>
A4 CABRIO (8H7) 	04/02 →	18	715	290	8H0823359	<b>CT2603</b>






**A5**









A5 (8T) 	06/07 →	18	765	340	8T0823359	<b>CT2628</b>
A5 (8T3) 	06/07 → 01/17	18	350	480	8T0 827 919	<b>CT1195</b>
A5 CABRIOLET (8F) 	03/09 →	18	320	480	8F0827550A	<b>CT1161</b>
A5 SPORTBACK 	09/09 →	21	483	750	8T8827552A, 8T8827552	<b>DZ1003</b>

**A6**


A6 (4A, C4) 	06/94 → 08/97	18	402	390	4A5827552	<b>CT1262</b>
A6 (4B)  *from chassis 4B-1-000001	05/00 → 05/04	0	0	0	4A0823359B, 4A0823359C	<b>XZ1001</b>

 <b>Make - Model - Type Application</b>	 <b>Production Period</b>	 <b>DØ    L    FI</b>			 <b>OEM Ref.</b>	 <b>Order Ref.</b>
A6 (4B, C5)  <small>*up to chassis 4B-Y-120000</small>	08/97 → 04/00	21	278	630	4B5827552A, 4B5827552D	<b>DT1013</b>
A6 (4B, C5), A6 AVANT (4B, C5) 	08/97 → 05/04	18	722	280	3B0823359, 3B0823359B, 3B0823239A	<b>CT2609</b>
A6 (4F2) 	05/04 →	21	298	730	4F5827552, 4F5827552B	<b>DT1019</b>
A6 (4F2), A6 (4F5) AVANT 	05/04 →	18	720	180	4F0823359, 4F0823359A	<b>CT2604</b>
A6 (4F2, C6)  <small>*with automatic opening</small>	05/04 → 03/11	18	300	670	4F5827552B	<b>CT1128</b>
A6 (4F2, C6) 	11/04 → 03/11	18	720	180	4F0823359, 4F0823359A	<b>CT2604</b>
A6 (4F5) AVANT 	03/05 →	18	475	650	4F9827552B, 4F9827552C	<b>CT1456</b>
A6 (A4, C4), A6 AVANT (4A, C4) 	06/94 → 10/97	21	943	380	4A0823359C	<b>DT2101</b>
A6 / A6 AVANT 	03/11 →	18	329	380	4G8823359A	<b>CT1169</b>
A6 AVANT (4A, C4) 	06/94 → 08/97	18	648	450	4A9827552	<b>CT2524</b>
A6 AVANT (4B)  <small>*limited opening angle from chassis 4B-Y-120001</small>	04/00 →	21	483	690	4B9827552J	<b>DT1044</b>
A6 AVANT (4B)  <small>*with heated window and limited opening angle from chassis 4B-Y-120001</small>	04/00 →	21	483	740	4B9827552H	<b>DT1045</b>
A6 AVANT (4B)  <small>*from chassis 4B-Y-120001</small>	04/00 →	21	500	635	4B9827552G	<b>DT2001</b>
A6 AVANT (4B) 	04/00 →	21	500	690	4B9827552E	<b>DT2002</b>





						
<b>Make - Model - Type Application</b>	<b>Production Period</b>	<b>DØ</b>	<b>L</b>	<b>FI</b>	<b>OEM Ref.</b>	<b>Order Ref.</b>






A6 AVANT (4B, C5) 	08/97 → 04/00	21	483	740	4B9827552D, 4B9827552H	<b>DT1045</b>
A6 AVANT (4B, C5)  <small>*up to chassis 4B-Y-120000</small>	08/97 → 04/00	21	500	635	4B9827552A	<b>DT2001</b>
A6 AVANT (4B, C5) 	12/97 → 01/05	21	500	690	4B9827552L, 4B9827552M	<b>DT2002</b>
A6 AVANT (4B, C5) 	12/97 → 01/05	21	500	690	4B9827552L, 4B9827552M	<b>DT2002</b>
A6 AVANT (4B, C5) 	04/00 →	21	500	690	4B9827552C, 4B9827552M	<b>DT2002</b>
A6 AVANT (4B, C5) 	08/97 → 04/00	21	500	690	4B9827552C, 4B9827552M	<b>DT2002</b>
A6 AVANT (4G5, C7)  <small>*with automatic opening</small>	05/11 →	18	500	440	4G9827552A	<b>CT2011</b>
A6 AVANT (4G5, C7)  <small>*without automatic opening</small>	05/11 →	18	500	530	4G9827552	<b>CT2012</b>




**A7**

A7 SPORTBACK (4GA) 	07/10 →	18	329	380	4G8823359A	<b>CT1169</b>
---	---------	----	-----	-----	------------	---------------


**A8**

A8 (4D) 	03/94 → 10/02	18	402	310	4D0827551A, 4D0827551B, 4D0823551B	<b>CT1263</b>
A8 (4D) 	03/94 → 10/02	18	530	245	4D0823359F	<b>CT2195</b>
A8 (4E) 	10/02 → 07/10	18	375	280	4E0823359C	<b>CT1225</b>
A8 (4E)  <small>*with automatic opening left side</small>	08/03 → 04/10	18	408	390	4E0827551B, 4E0827551C	<b>CT1284</b>



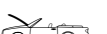
				
<b>Make - Model - Type Application</b>	<b>Production Period</b>	<b>DØ</b> <b>L</b> <b>F1</b>	<b>OEM Ref.</b>	<b>Order Ref.</b>

A8 (4E)  *with automatic opening right side	08/03 → 04/10	18	408	265	4E0827552B, 4E0827552C	<b>CT1285</b>
A8 (4H) 	11/09 →	18	287	520	4H0823359B, 4H0823359A, 4H0823359D	<b>CT1100</b>
A8 (4H) 	11/09 →	15	445	110	4H0827551B	<b>BT1036</b>



**ALLROAD**

ALLROAD (4BH) 	05/00 →	21	480	690	4B9827552N	<b>DT1042</b>
--	---------	----	-----	-----	------------	---------------



**CABRIOLET**

CABRIOLET (8G7, B4)  *convertible roof	11/92 → 08/00	21	245	750	8G0871556A	<b>DT1005</b>
CABRIOLET (8G7, B4) 	11/92 → 08/00	18	275	740	8G0827552B, 8G0827552C	<b>CT1063</b>
CABRIOLET (8G7, B4) 	06/91 →	18	668	375	8A0823360A	<b>CT2551</b>

**COUPE,**



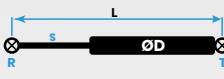


COUPE, COUPE QUATTRO (8C) 	11/88 → 12/95	18	605	340	895527552A	<b>CT2468</b>
COUPE, COUPE QUATTRO (8C) 	11/88 → 12/95	18	615	400	893823360	<b>CT2485</b>






**Q3**






Q3 (8UG, 8UB) 	06/11 →	18	480	590	8U0827552B	<b>CT1473</b>
Q3 (8UG, 8UB) 	06/11 →	18	500	560	8U0827552A, 8U0827552A	<b>CT2044</b>

 Make - Model - Type Application	 Production Period	 DØ    L    FI			 OEM Ref.	 Order Ref.
Q3 (8UG, 8UB) 	06/11 →	18	740	210	8A0823359B, 8UO823359B	<b>CT2623</b>
<b>Q5</b>						
Q5 (8RB) 	11/08 →	18	305	410	8R0823359A	<b>CT1138</b>
Q5 (8RB) 	11/08 →	18	500	600	8R0827552	<b>CT2045</b>
Q5 (8RB) 	11/08 →	18	500	500	8R0827552A	<b>CT2046</b>
Q5 (FYB) 	06/16 →	18	458	240	80A823359A	<b>CT1409</b>
<b>Q7</b>						
Q7 (4L) 	03/06 →	18	485	170	4L0823359	<b>CT1493</b>
Q7 (4L)  <small>*without automatic opening</small>	03/06 →	21	498	630	4E0827551A, 4L0827552E	<b>DT1054</b>
Q7 (4L)  <small>*with automatic opening</small>	03/06 →	18	500	525	4L0827552C, 4L0827552F	<b>CT2047</b>
<b>TT</b>						
TT (8J3) 	10/06 →	18	470	630	8J8827552	<b>CT1442</b>
TT (8J3), TT ROADSTER (8J9)  <small>*from chassis IEIK010830</small>	10/06 →	18	315	440	8J0823359C	<b>CT1158</b>
TT COUPE (8N) 	06/98 →	18	278	490	8N0823359	<b>CT1069</b>
TT COUPE (8N) 	06/98 →	18	405	520	8N8827552	<b>CT1282</b>




 <b>Make - Model - Type Application</b>	 <b>Production Period</b>				 <b>OEM Ref.</b>	 <b>Order Ref.</b>
		<b>DØ</b>	<b>L</b>	<b>F1</b>		



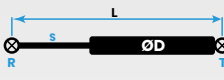


TT COUPE (8N) 	06/98 →	18	405	620	8N8827552A, 8N8827552B	<b>CT1274</b>
TT ROADSTER (8J9) 	02/07 →	18	331	520	8J7827552	<b>CT1172</b>
TT ROADSTER (8N) 	06/98 →	18	278	490	8N0823359	<b>CT1069</b>
TT ROADSTER (8N9) CONVERTIBLE 	10/99 → 06/06	18	402	150	8N7827552C, 8N7827552A	<b>CT1265</b>
TT ROADSTER (8N9) CABRIO 	10/99 → 06/06	18	402	200	8N7827552C, 8N7827552B	<b>CT1264</b>

 <p>Make - Model - Type Application</p>	 <p>Production Period</p>	 <p>DØ    L    F1</p>	 <p>OEM Ref.</p>	 <p>Order Ref.</p>
--	--	---	---	---

## AUSTIN


### MINI

<p>MINI METRO</p> 	<p>→ 80</p>	<p>18</p>	<p>542</p>	<p>300</p>	<p>AFPI282</p>	<p><b>CT2234</b></p>
---	-------------	-----------	------------	------------	----------------	----------------------


 <p><b>Make - Model - Type Application</b></p>	 <p><b>Production Period</b></p>	 <p><b>DØ</b>   <b>L</b>   <b>FI</b></p>	 <p><b>OEM Ref.</b></p>	 <p><b>Order Ref.</b></p>
---	---	--	--	--






## AUTOBIANCHI

### A112




<p>A112</p> 	<p>69 → 87</p>	<p>18</p>	<p>362</p>	<p>190</p>	<p>4484653, 4480856</p>	<p><b>CZ1005</b></p>
---	----------------	-----------	------------	------------	-------------------------	----------------------

### Y10












<p>Y10 (156)</p> 	<p>03/85 → 12/95</p>	<p>18</p>	<p>600</p>	<p>160</p>	<p>5970097, 60617400</p>	<p><b>CT2459</b></p>
--	----------------------	-----------	------------	------------	--------------------------	----------------------

				
<b>Make - Model - Type Application</b>	<b>Production Period</b>	<b>DØ</b> <b>L</b> <b>F1</b>	<b>OEM Ref.</b>	<b>Order Ref.</b>






**BMW****1**









1 (E81, E87) 	09/04 → 2011	18	412	400	51247060622	<b>CT1294</b>
1 (E82, E88) 	10/07 →	18	362	260	41627166758	<b>CT1202</b>
1 (E82, E88) 	07 →	18	375	350	51237118370	<b>CT1223</b>

**3**






3 (E30) 	07/87 → 06/94	18	635	290	51241947096	<b>CT2512</b>
3 (E36) 	12/90 → 04/99	18	294	610	51242264448	<b>CT1114</b>
3 (E36) 	12/90 → 04/99	18	294	480	51248151579, 51241960862	<b>CT1115</b>
3 (E36) 	01/95 → 02/98	15	367	320	51231960852	<b>BT1027</b>
3 (E36) 	01/92 → 08/99	15	410	280	51238119558	<b>BT1030</b>
3 (E36) 	05/95 → 08/99	18	517	380	51248171158, 51248217305	<b>CT2139</b>
3 (E36) 	09/94 → 08/00	18	595	380	51248206652	<b>CT2420</b>
3 (E36) 	03/94 → 08/00	18	595	420	51248230070	<b>CT2421</b>
3 (E36) 	03/94 → 08/00	18	595	430	51242491349	<b>CT2422</b>
3 (E36) 	03/94 → 09/94	18	610	350	51248146290	<b>CT2473</b>
3 (E46) 	05/98 →	18	315	580	51238202688	<b>CT1155</b>

 <b>Make - Model - Type Application</b>	 <b>Production Period</b>	 <b>DØ L FI</b>			 <b>OEM Ref.</b>	 <b>Order Ref.</b>
3 (E46)  *3 doors	05/98 →	18	350	300	51248254281, 51248220075, 51244212802	<b>CT1194</b>
3 (E46) 	04/00 → 05	18	365	280	51248227895	<b>CT1208</b>
3 (E46) 	05/98 →	18	540	450	51248232873	<b>CT2224</b>
3 (E46) 	06/01 → 01/05	18	628	660	51247118885, 51247038248, 51248251547	<b>CT2498</b>
3 (E90) 	01/05 →	18	370	320	51247060623, 51244365788, 51244394052	<b>CT1218</b>
3 (E90, E91, E92, E93)  *without M3 version	01/05 →	18	400	330	51237060550	<b>CT1259</b>
3 (E92) 	09/06 →	18	370	320	51247129194	<b>CT1218</b>
3 (E93) 	03/07 →	18	552	220	51247129215	<b>CT2279</b>
3 TOURING (E91) 	09/05 →	18	545	450	51247127875	<b>CT2240</b>
<b>5</b>						
5 (E28) 	05/81 → 12/87	15	440	380	51231907962, 51231868555, 51231927129	<b>BT1034</b>
5 (E34) 	02/88 → 02/97	18	240	380	51231944119	<b>CT1019</b>
5 (E34) 	02/88 → 11/95	18	365	410	51241934270, 51248110327	<b>CT1209</b>
5 (E34) 	02/88 → 11/95	18	365	480	51242231663	<b>CT1210</b>
5 (E34) 	09/91 → 02/97	18	675	360	51248149328, 51248149327, 51248230370, 51248230369	<b>CT2565</b>


				
<b>Make - Model - Type Application</b>	<b>Production Period</b>	<b>DØ</b> <b>L</b> <b>FI</b>	<b>OEM Ref.</b>	<b>Order Ref.</b>






5 (E39) 	03/97 → 06/04	18	240	560	51248190688	<b>CT1020</b>
5 (E39) 	09/95 → 06/04	21	333	700	51238174866	<b>DT1022</b>
5 (E39) 	09/95 → 05/96	18	335	520	51248159239	<b>CT1177</b>
5 (E39)  <small>*from cylinder side use old spring bracket</small>	05/96 → 07/03	18	345	520	51248222913	<b>CT1186</b>
5 (E60) 	07/03 → 03/10	18	314	330	51237008745, 51247008754	<b>CT1148</b>
5 (F10) 	06/10 → 10/16	18	310	400	51237228990, 5123 7309117	<b>CT1142</b>
5 TOURING (E61) 	06/04 →	18	314	330	51237008745	<b>CT1148</b>
5 Touring (F11) 	06/10 → 02/17	18	310	400	51237228990, 5123 7309117	<b>CT1142</b>


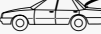



**6**

6 (E24) 	05/79 → 04/89	18	500	230	51231869147	<b>CT2002</b>
6 (E63) 	01/04 →	18	291	540	51237070670	<b>CT1108</b>
6 (E63) 	01/04 →	18	425	350	51247008764	<b>CT1315</b>
6 CABRIO (E64) 	04/04 →	18	291	540	51237070670	<b>CT1108</b>
6 Gran Coupe (F06) 	06/10 → 02/17	18	310	400	51237228990, 5123 7309117	<b>CT1142</b>



**7**

7 (E23) 	02/77 → 08/86	18	500	230	51231869147	<b>CT2002</b>
--	---------------	----	-----	-----	-------------	---------------





 <b>Make - Model - Type Application</b>	 <b>Production Period</b>	 <b>DØ L FI</b>			 <b>OEM Ref.</b>	 <b>Order Ref.</b>
---	---	--	--	--	--	--






7 (E32) 	09/86 → 06/94	18	254	420	51231908465, 11811869147	<b>CTI032</b>
7 (E32) 	09/86 → 06/94	18	255	490	51241908431	<b>CTI034</b>
7 (E38)  <small>*from cylinder side use old spring bracket</small>	06/94 → 11/01	18	310	640	51248171480	<b>CTI143</b>
7 (E38)  <small>*front aluminum</small>	06/94 → 11/01	21	326	800	51238150077	<b>DTI021</b>
7 (F01, F02, F03, F04) 	10/08 →	18	278	470	51237185032	<b>CTI067</b>


**SERIA 1**

SERIA 1 (F20, F21) 	11/10 →	18	467	455	51247239871	<b>CTI429</b>
SERIA 1 (F20, F21)  <small>*with pedestrian protection</small>	11/10 →	18	280	590	51237239233	<b>CTI083</b>


**SERIA 3**


SERIA 3 (E46) CABRIO  <small>*to vehicle with manual roof</small>	06/00 → 2007	18	205	800	54318268980	<b>CTI009</b>
SERIA 3 (E46) CABRIO  <small>*to vehicle with automatic roof</small>	06/00 → 2007	18	285	800	1002092	<b>CTI095</b>
SERIA 3 (F30) 	10/11 →	18	376	120	51247259763	<b>CTI229</b>
SERIA 3 (F30), 3 TOURING (F31) 	10/11 →	18	280	610	51237255812	<b>CTI084</b>


				
<b>Make - Model - Type Application</b>	<b>Production Period</b>	<b>DØ</b> <b>L</b> <b>F1</b>	<b>OEM Ref.</b>	<b>Order Ref.</b>


SERIA 3 TOURING (F31) 	06/12 →	18	580	550	51247263153	<b>CT2379</b>
--	---------	----	-----	-----	-------------	---------------


**SERIA 5**

SERIA 5 GRAN TOURISMO (F07) 	10/09 →	18	291	395	51327200197	<b>CT1112</b>
--	---------	----	-----	-----	-------------	---------------


SERIA 5 GRAN TOURISMO (F07) 	10/09 →	18	370	530	51247200516	<b>CT1221</b>
--	---------	----	-----	-----	-------------	---------------


SERIA 5 TOURING (E61)  <small>*two-piece boot floor</small>	06/04 → 08/10	18	226	130	51479139349	<b>CT1015</b>
---	---------------	----	-----	-----	-------------	---------------


SERIA 5 TOURING (E61)  <small>*one-piece boot floor</small>	06/04 → 08/10	18	254	140	51477148826	<b>CT1033</b>
--	---------------	----	-----	-----	-------------	---------------


SERIA 5 TOURING (E61)  <small>*two-piece boot floor</small>	06/04 → 08/10	18	294	70	51477148817	<b>CT1120</b>
--	---------------	----	-----	----	-------------	---------------

**SERIA 6**


SERIA 6 CABRIO (E64) 	04/04 → 03/11	15	288	300	51247057340	<b>BT1011</b>
---	---------------	----	-----	-----	-------------	---------------

SERIA 6 CABRIO (F12) 	03/11 →	18	294	430	51247228172	<b>CT1121</b>
---	---------	----	-----	-----	-------------	---------------

















SERIA 6 COUPE (F13) 	11/10 →	18	527	300	51247228501	<b>CT2193</b>
--	---------	----	-----	-----	-------------	---------------






SERIA 6 GRAN COUPE (F06) 	11/10 →	18	462	375	51247275643	<b>CT1421</b>
---	---------	----	-----	-----	-------------	---------------


**SERIA 7**





SERIA 7 (E65, E66) 	11/01 → 2008	18	715	160	51238240596	<b>CZ2027</b>
---	--------------	----	-----	-----	-------------	---------------










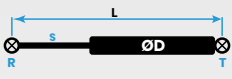


 Make - Model - Type Application	 Production Period	 DØ    L    FI			 OEM Ref.	 Order Ref.
SERIA 7 (F01, F02, F03, F04)    *with pedestrian protection	10/08 → 09/11	18	261	470	51237183741	<b>CT1002</b>
<b>X1</b>						
X1 (E84)  	10/09 →	18	345	450	41612990344	<b>CT1189</b>
X1 (E84)  	10/09 →	18	568	460	51242990136	<b>CT2332</b>
<b>X3</b>						
X3 (E83)  	01/04 → 2010	21	285	720	51233400352	<b>DT1015</b>
X3 (E83)  	01/04 → 2010	18	625	590	51243400379	<b>CT2495</b>
X3 (F25)  	09/10 →	18	298	680	51237210727	<b>CT1126</b>
X3 (F25)    *left side with automatic opening	09/10 →	18	652	610	51247211289	<b>CT2539</b>
X3 (F25)    *without automatic opening	09/10 →	18	652	610	51247211289	<b>CT2539</b>
<b>X5</b>						
X5 (E53)  	05/00 → 2006	18	288	640	51238402551	<b>CT1106</b>
X5 (E53)  	05/00 → 2006	18	530	530	51248402405	<b>CT2198</b>
X5 (E70)  	02/07 →	18	410	390	51237148346	<b>CT1292</b>

				
<b>Make - Model - Type Application</b>	<b>Production Period</b>	<b>DØ</b> <b>L</b> <b>FI</b>	<b>OEM Ref.</b>	<b>Order Ref.</b>

<b>X6</b>						
X6 (E71, E72) 	05/08 →	18	410	390	51237148346	<b>CT1292</b>



<b>Z3</b>						
Z3 Coupe (E36) 	04/97 → 06/03	18	345	770	51238397401	<b>CT1191</b>
Z3 Coupe (E36) 	04/97 → 06/03	18	550	280	51248399296	<b>CT2276</b>
Z3 Roadster (E36) 	10/95 → 01/03	18	214	680	51248399087	<b>CT1011</b>
Z3 Roadster (E36) 	10/95 → 01/03	18	345	770	51238397401	<b>CT1191</b>

<b>Z4</b>						
Z4 (E85) 	02/03 → 2008	18	296	250	51247016186	<b>CT1122</b>
Z4 (E85) 	02/03 → 2008	18	672	180	51237016178	<b>CT2559</b>
Z4 (E89) 	05/09 →	18	283	570	51247191255	<b>CT1089</b>
Z4 (E89) 	05/09 →	18	285	800	1002092	<b>CT1095</b>
Z4 (E89) 	05/09 →	18	694	220	51237191528	<b>CT2588</b>






				
<b>Make - Model - Type Application</b>	<b>Production Period</b>	<b>DØ</b> <b>L</b> <b>F1</b>	<b>OEM Ref.</b>	<b>Order Ref.</b>

## CHEVROLET



### AVEO

AVEO 	03/05 →	18	386	350	96540939	<b>CT1240</b>
AVEO (T300) 	06/11 →	18	485	363	95470709	<b>CT1487</b>


### CAPTIVA

CAPTIVA (C100) 	06/06 → 07/11	18	585	500	20913311, 96984466, 95047796, 96830123, 95494360	<b>CT2389</b>
CAPTIVA (C100, C140) 	06/06 →	15	303	85	96861594	<b>BT1014</b>
CAPTIVA (C100, C140) 	06/06 →	18	428	240	96664104	<b>CT1319</b>
CAPTIVA (C100, C140) 	06/06 →	18	585	500	96830123, 96984466	<b>CT2390</b>
CAPTIVA (C100, C140) 	10/06 →	18	582	500	20913311, 96984466, 95047796	<b>CT2382</b>


### CRUZE

CRUZE STATION WAGON (J308) 	08/12 →	18	605	480	95146515	<b>CT2470</b>
CRUZE (J305) 	06/11 →	18	605	325	95472696	<b>CT2469</b>






### EPICA

EPICA (KL1) 	01/05 → 2008	18	334	370	96474968	<b>CT1174</b>
--	--------------	----	-----	-----	----------	---------------

### KALOS





KALOS 	03/05 →	18	386	350	96540939	<b>CT1240</b>
--	---------	----	-----	-----	----------	---------------

 Make - Model - Type Application	 Production Period	 DØ    L    FI			 OEM Ref.	 Order Ref.
<b>LACETTI</b>						
LACETTI 	03/05 →	18	462	560	96548931	<b>CT1420</b>
<b>MALIBU</b>						
MALIBU (V300) 	01/12 →	18	648	275	25931219	<b>CT2527</b>
<b>NUBIRA</b>						
NUBIRA 	05/97 → 03	18	447	500	96557538, 96306833	<b>CT1370</b>
NUBIRA ESTATE 	01/05 →	18	448	520	9655753, 96306833	<b>CT1373</b>
<b>ORLANDO</b>						
ORLANDO (J309) 	02/11 →	18	442	625	95985321	<b>CT1356</b>
<b>SPARK</b>						
SPARK M200, M300 	05/05 →	18	376	390	9596201, 95962016	<b>CT1230</b>
<b>SPARK/MATIZ</b>						
SPARK/MATIZ 	09/98 →	18	497	270	96507773, 96557539, 96563503, 96518910, 96314606	<b>CT1535</b>
<b>TACUMA</b>						
TACUMA / REZZO 	09/00 →	21	382	660	96310381.9694008	<b>DT1026</b>
<b>TRAX</b>						
TRAX 	12/12 →	18	618	370	95095591, 9509559	<b>CT2489</b>


				
<b>Make - Model - Type Application</b>	<b>Production Period</b>	<b>DØ</b> <b>L</b> <b>F1</b>	<b>OEM Ref.</b>	<b>Order Ref.</b>

## CHRYSLER


### 300

300 C 	09/04 → 2010	18	293	280	04589589AA	<b>CT1113</b>
300 C production  *from 01/2008	01/08 → 11/12	18	298	430	4589618AA	<b>CT1123</b>
300 C TOURING 	09/04 → 2010	15	314	355	5008938AA, 04589607AA	<b>BT1019</b>
300 C TOURING 	09/04 → 2010	21	431	1050	04589626AA	<b>DT1033</b>


### 300+A253

300+A253 C II 	09/11 →	18	345	250	55113777AA, 55113776AA	<b>CZ1004</b>
--	---------	----	-----	-----	---------------------------	---------------


## CROSSFIRE

CROSSFIRE ROADSTER 	05/04 → 12/07	18	231	430	431580	<b>CT1016</b>
---	---------------	----	-----	-----	--------	---------------



## GRAND



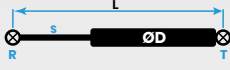


GRAND VOYAGER IV 	10/07 →	21	665	765	05109605AC	<b>DT2069</b>
---	---------	----	-----	-----	------------	---------------

## PT

PT CRUISER (PT)  *use old spring brackets	06/00 → 12/10	21	539	690	04724743AE, KG004564, 04724743AD, G0004564	<b>DT2017</b>
--	---------------	----	-----	-----	---	---------------


## VOYAGER

VOYAGER III (GS) 	01/95 → 03/01	21	685	870	KG0004532, 4675806	<b>DT2072</b>
VOYAGER IV (RG, RS) 	02/00 → 12/08	21	656	880	4894554AF, 04894554AB, 4894554AG, 4894554AE, 04894554AC, 04894554AG	<b>DT2066</b>






				
<b>Make - Model - Type Application</b>	<b>Production Period</b>	<b>DØ</b> <b>L</b> <b>F1</b>	<b>OEM Ref.</b>	<b>Order Ref.</b>

## CITROËN






### AX

AX 	86 → 12/98	18	545	300	95631956, 9563195680	<b>CT2242</b>
---	------------	----	-----	-----	-------------------------	---------------


### BERLINGO



















BERLINGO 	04/08 →	21	620	625	8731S0	<b>DT2054</b>
BERLINGO 	07/96 →	18	700	670	8731E0	<b>CT2594</b>
BERLINGO II  <small>*up to orga 11829</small>	04/08 →	18	543	200	8731R9, 8731V6	<b>CT2237</b>
BERLINGO II  <small>*from orga 11830</small>	04/08 →	18	563	140	8731R8	<b>CT2308</b>
BERLINGO II  <small>*without opened rear window</small>	04/08 →	21	620	580	8731R9	<b>DT2055</b>






### BX









BX 	10.86 → 11/94	18	650	300	95635988, 9563598880	<b>CT2529</b>
BX 	01/82 → 10/86	18	650	300	9556845480, 95568454	<b>CT2530</b>
BX BREAK 	08/85 → 11/94	18	652	460	9560649080, 95606490	<b>CT2537</b>
BX GT - SPORT - IE 	01/82 → 10/86	18	650	370	9559852680, 95598526	<b>CT2531</b>
BX TURBO, 19 TRS ATHENA, 19 TZS IE 	01/90 → 11/94	18	650	370	95635989, 9563598980	<b>CT2532</b>

### C-CROSSER






C-CROSSER 	02/07 →	18	495	420	5802A008, 5802A007, 8731Q1	<b>CT1517</b>
--	---------	----	-----	-----	-------------------------------	---------------

 Make - Model - Type Application	 Production Period	 DØ    L    FI			 OEM Ref.	 Order Ref.
<b>C1</b>						
C1 	06/05 →	18	555	305	8731L0, 689500H020	<b>CT2285</b>
<b>C2</b>						
C2 	09/03 →	18	460	380	9641721980, 8731H8	<b>CT1413</b>
<b>C3</b>						
C3 	02/02 →	18	445	420	8731G3, 9639853880	<b>CT1363</b>
C3 II (A51) 	11/09 →	18	472	400	8731T9, 7000510369A0	<b>CT1445</b>
C3 PICASSO 	02/09 →	18	548	420	7000510368C0, 8731S1	<b>CT2258</b>
C3 PLURIEL (HB_) 	05/03 → 2010	15	270	130	44349891	<b>BT1009</b>
C3 PLURIEL (HB_) 	05/03 → 2010	21	287	700	8731H2	<b>DT1016</b>
C3 PLURIEL (HB_) 	05/03 → 2010	15	310	255	100042G15A, 8731J4	<b>BT1018</b>
<b>C4</b>						
C4 	07/06 →	18	314	495	8731L9	<b>CT1151</b>
C4 (B7) 	11/09 →	18	492	475	8731V8	<b>CT1513</b>
C4 COUPE 	11/04 →	18	558	530	8731J9, 9650854180	<b>CT2304</b>
C4 GRAND PICASSO  <small>*without opened rear window</small>	10/06 →	18	585	625	9654438680, 8731N9	<b>CT2388</b>
C4 GRAND PICASSO (UA)  <small>*5 seats</small>	10/06 → 2013	18	537	125	8731T2, 9687236680	<b>CT2218</b>

















				
<b>Make - Model - Type Application</b>	<b>Production Period</b>	<b>ØD</b> <b>L</b> <b>FI</b>	<b>OEM Ref.</b>	<b>Order Ref.</b>






C4 GRAND PICASSO (UA)  *with opened rear window	10/06 → 2013	18	587	645	8731P0, 9654438780	<b>CT2402</b>
C4 GRAND PICASSO (UA)  *7 seats	10/06 →	18	590	110	8731N8, 9654438880	<b>CT2409</b>
C4 I (LC ) 	11/04 → 2010	18	545	425	9647295480	<b>CT2243</b>
C4 I COUPE 	11/04 → 2010	18	557	500	8731K0, 9647295380	<b>CT2296</b>
C4 PICASSO  *with opened rear window	02/07 →	18	640	595	8731P4, 9654433580	<b>CT2516</b>
C4 PICASSO  *without opened rear window	02/07 →	18	640	565	8731P2, 9654433480	<b>CT2517</b>
C4 PICASSO (UD) 	02/07 → 2013	18	525	125	8731P1, 9654433680	<b>CT2171</b>
C4 Picasso II 	02/13 →	18	668	655	98 068 791 80, 98 068 790 80	<b>CT2550</b>

**C5**





C5 	02/08 →	18	375	495	8731R7, 9682256580	<b>CZ1006</b>
C5 	03/01 →	18	512	450	8731F6	<b>CT2108</b>
C5 (RC) 	09/04 →	18	494	570	8731K1, 8731K2	<b>CT1516</b>
C5 BREAK  *from cylinder side use old spring bracket	03/01 →	18	288	250	8731F7, 9640894580	<b>CT1103</b>
C5 BREAK 	02/08 →	18	547	535	8731R6	<b>CT2255</b>




 Make - Model - Type Application	 Production Period	 DØ    L    FI			 OEM Ref.	 Order Ref.
<b>C5,</b>						
C5, C5 BREAK 	03/01 →	18	505	180	792514	<b>CT2067</b>
<b>C6</b>						
C6 	09/05 →	18	580	165	792520	<b>CT2373</b>
C6 (TD) 	09/05 →	18	387	465	9661815180, 8731K8	<b>CT1242</b>
<b>C8</b>						
C8 	07/02 →	18	631	510	8731G6	<b>CT2507</b>
<b>CX</b>						
CX 	09/74 → 12/91	18	580	320	5429798	<b>CT2375</b>
CX BREAK 	09/74 → 12/91	18	580	380	5459705, 5490307	<b>CZ2016</b>
<b>DS3</b>						
DS3 	11/09 →	18	422	365	8731V4	<b>CT1313</b>
<b>DS4</b>						
DS4 (B75) 	04/11 → 06/11	18	510	350	9676672180	<b>CT2099</b>
DS4 (B75G) 	07/11 →	18	510	350	9801061480	<b>CT2100</b>
<b>DS5</b>						
DS5 	11/11 →	18	376	140	9686809680	<b>CT1228</b>
DS5 	11/11 →	18	425	500	9686809480	<b>CT1316</b>

						
<b>Make - Model - Type Application</b>	<b>Production Period</b>	<b>DØ</b>	<b>L</b>	<b>F1</b>	<b>OEM Ref.</b>	<b>Order Ref.</b>



**EVASION**

EVASION  <small>*from chassis 06945 do 07631</small>	11/95 → 10/97	18	610	600	8731C1	<b>CT2477</b>
EVASION 	10/97 → 08/02	18	610	570	8731E5	<b>CT2478</b>
EVASION  <small>*up to chassis 06944</small>	06/94 → 11/95	18	628	630	8731A3	<b>CT2500</b>
EVASION 	10/97 → 08/02	18	632	600	873100000	<b>CT2509</b>



**GS**

GS BREAK 	71 → 80	18	600	360	95492745	<b>CT2434</b>
---	---------	----	-----	-----	----------	---------------


**GSA**

GSA  <small>*FE.OA5 Restyling</small>	79 → 86	18	600	200	75521825	<b>CT2432</b>
GSA BREAK 	09/71 → 08/85	18	600	360	7552182580	<b>CT2434</b>


**JUMPY**

JUMPY / DISPATCH 	01/07 →	21	700	1050	1498071080, 8731P5, 1401103980, 8731Q9	<b>DT2079</b>
JUMPY / DISPATCH 	01/07 →	21	700	1050	8731Q9	<b>DT2078</b>



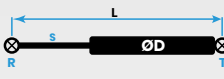


**NEMO**






NEMO 	02/08 →	18	600	670	8731V0	<b>CT2440</b>
---	---------	----	-----	-----	--------	---------------

**SAXO**




SAXO  <small>*without opened rear window</small>	05/96 → 02/02	18	610	355	8731C0, 9618119180	<b>CT2479</b>
---	---------------	----	-----	-----	--------------------	---------------






 Make - Model - Type Application	 Production Period	 DØ    L    FI			 OEM Ref.	 Order Ref.
<b>VISA</b>						
VISA 	01/83 → 89	18	600	500	9558825480	<b>CT2454</b>
VISA 	78 → 12/82	18	600	500	95496134	<b>CT2455</b>
<b>XANTIA</b>						
XANTIA BREAK (X1) 	06/95 → 01/98	18	590	480	8731A8, C101860033, 620915680	<b>CT2416</b>
XANTIA BREAK (X1) 	01/98 → 09/01	18	590	480	8731A8, C101860033, 620915680	<b>CT2416</b>
<b>XM</b>						
XM (Y3, Y4) 	05/89 → 10/00	18	837	365	96095456	<b>CT2634</b>
XM BREAK (Y3, Y4) 	05/89 → 10/00	18	630	570	96026964	<b>CT2505</b>
<b>XM,</b>						
XM, XM BREAK (Y3, Y4) 	05/89 → 10/00	18	545	220	9563914480	<b>CT2254</b>
<b>XSANTIA</b>						
XSANTIA ( X1)  	07/93 → 01/98	18	600	550	8731C2	<b>CT2456</b>
XSANTIA ( X1)  	07/93 → 01/98	18	600	600	8731C3, 949901	<b>CT2457</b>
XSANTIA ( X1)  	07/93 → 01/98	18	600	510	873197, 873196	<b>CT2458</b>
<b>XSARA</b>						
XSARA (N1) 	07/98 → 03/05	18	595	450	9637509380, 792513	<b>CT2430</b>
XSARA (N1)  	04/97 →	18	622	360	9621907680, 9630753280, 8731E3	<b>CT2492</b>

						
<b>Make - Model - Type Application</b>	<b>Production Period</b>	<b>DØ</b>	<b>L</b>	<b>F1</b>	<b>OEM Ref.</b>	<b>Order Ref.</b>

XSARA (N1), XSARA BREAK (N2), XSARA PICASSO (N68) 	04/97 → 09/00	18	458	300	962961898, 792511	<b>CT1410</b>
XSARA (N1), XSARA BREAK (N2), XSARA COUPE (N0), Xsara Picasso (N68) 	09/00 →	18	595	450	963750938, 792513	<b>CT2430</b>
XSARA BREAK (N2) 	10/97 →	18	656	400	9620677480, 8731E4	<b>CT2541</b>
XSARA PICASSO (N68) 	12/99 → 09/01	18	667	390	C2S1927, 8731F1	<b>CT2549</b>
XSARA PICASSO (N68) 	12/99 →	18	670	390	8731F1	<b>CT2558</b>


**ZX**

ZX (N2) 	09/91 → 06/97	18	600	320	96027543, 9602754380	<b>CT2460</b>
ZX (N2) 	09/91 → 06/97	18	600	320	9612361280	<b>CT2460</b>
ZX BREAK (N2) 	10/93 → 03/98	18	540	520	9612212280	<b>CT2233</b>



 Make - Model - Type Application	 Production Period	 DØ    L    FI	 OEM Ref.	 Order Ref.
--	--	---	---	---

## DACIA



### DOKKER

DOKKER, DOKKER EXPRESS 	11/12 →	18	440	445	654704175R	<b>CT1347</b>
---	---------	----	-----	-----	------------	---------------

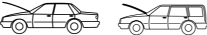



### DUSTER

DUSTER 	04/10 →	18	587	360	654712943R, 654712943	<b>CT2403</b>
DUSTER (HS_) 	04/10 → 01/18	18	405	620	904520004R	<b>CT1274</b>





### LODGY






LODGY 	03/12 →	18	440	445	654704175R	<b>CT1347</b>
LODGY (JS_) 	01/12 →	18	530	530	51248402405	<b>CT2198</b>

### LOGAN

LOGAN II 	10/12 →	18	580	330	654713274R	<b>CT2376</b>
LOGAN MCV (KS) 	02/07 →	18	519	370	8200735264	<b>CT2143</b>
LOGAN MCV II 	02/13 →	18	555	445	904527457R	<b>CT2291</b>
LOGAN MCV II 	02/13 →	18	580	330	654713274R	<b>CT2376</b>


### SANDERO

SANDERO II 	10/12 →	18	470	400	7000210536A0, 904529943R	<b>CT1441</b>
SANDERO II 	01/13 →	18	470	400	7000210536A0, 904529943R	<b>CT1441</b>
SANDERO II 	06/08 →	18	519	370	8200735264	<b>CT2143</b>
SANDERO II 	01/13 →	18	580	330	654713274R	<b>CT2376</b>


 <p>Make - Model - Type Application</p>	 <p>Production Period</p>	 <p>DØ    L    F1</p>	 <p>OEM Ref.</p>	 <p>Order Ref.</p>
--	--	---	---	---



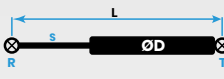


## DAEWOO – FSO Lublin

### LUBLIN

<p>LUBLIN</p>  <p>*-</p>	→	18	510	400		<b>CT2103</b>
---	---	----	-----	-----	--	---------------















### ŽUK



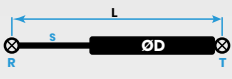


<p>ŽUK</p>  <p>*-</p>	→	18	510	400		<b>CT2103</b>
--	---	----	-----	-----	--	---------------

				
<b>Make - Model - Type Application</b>	<b>Production Period</b>	<b>DØ</b> <b>L</b> <b>F1</b>	<b>OEM Ref.</b>	<b>Order Ref.</b>

## DAEWOO - FSO


### POLONEZ

POLONEZ 	1978 → 93	18	405	390	4369120	<b>CT1278</b>
POLONEZ ATU 	1995 → 2002	18	255	280	63397	<b>CT1042</b>
POLONEZ CARGO / SANITARKA 	1993 → 2002	18	405	550	58084	<b>CT1276</b>
POLONEZ CARO 	1993 → 2002	18	405	500	77187	<b>CT1279</b>
POLONEZ CARO 	1993 → 2002	18	405	500	77187	<b>CT1279</b>
POLONEZ CARO 	1993 → 2002	18	405	500	21457	<b>CZ1008</b>
POLONEZ CARO PLUS 	1997 → 2002	18	405	600	77763	<b>CT1280</b>
POLONEZ COMBI 	1999 → 2002	18	450	450	81768	<b>CT1387</b>
POLONEZ TRUCK  *by Z.P. BELLA	→	18	550	350	21333	<b>CT2271</b>
POLONEZ TRUCK  *by LAMIPLAST	→	18	550	270	21377	<b>CZ2010</b>
POLONEZ TRUCK 		18	587	280	01171783, 043882	<b>CT2404</b>
POLONEZ TRUCK  *by ATAREX	08/93 →	18	587	200	21406	<b>CT2405</b>
POLONEZ TRUCK 		18	700	260	21273	<b>CT2598</b>
POLONEZ TRUCK  *by Z.P. BELLA	→ 93	18	700	200	21331	<b>CT2599</b>


				
<b>Make - Model - Type Application</b>	<b>Production Period</b>	<b>DØ</b> <b>L</b> <b>Ff</b>	<b>OEM Ref.</b>	<b>Order Ref.</b>

## DAEWOO


### KALOS

KALOS (KLAS) 	09/02 →	18	386	350	96540939	<b>CT1240</b>
---	---------	----	-----	-----	----------	---------------



### LACETTI

LACETTI 	03/05 →	18	462	560	96548931	<b>CT1420</b>
--	---------	----	-----	-----	----------	---------------



### LANOS

LANOS 	05/97 →	18	473	420	96324119, 96324117, 96306157	<b>CT1453</b>
---	---------	----	-----	-----	---------------------------------	---------------







### MATIZ

MATIZ 	09/98 →	18	497	270	96598008, 96507773, 96557539, 96563503, 96518910, 96314606	<b>CT1535</b>
MATIZ M200 	2005 →	18	405	335	96601844	<b>CT1275</b>



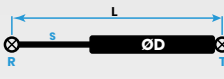


### NEXIA

NEXIA / CIELO  	02/95 →	18	550	355	90159607	<b>CT2266</b>
--	---------	----	-----	-----	----------	---------------


### NUBIRA

NUBIRA 	05/97 → 03	18	324	290	96298318, 96557530	<b>CT1164</b>
NUBIRA   	05/97 → 03	18	435	500	96301822	<b>CT1331</b>
*5 doors						
NUBIRA 	05/97 → 03	18	447	500	96557538, 96306833	<b>CT1370</b>
NUBIRA WAGON (KLAN) 	07/03 →	18	448	520	9655753, 96306833	<b>CT1373</b>






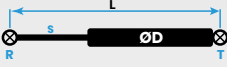


 <p><b>Make - Model - Type Application</b></p>	 <p><b>Production Period</b></p>	 <p><b>DØ</b>   <b>L</b>   <b>F1</b></p>	 <p><b>OEM Ref.</b></p>	 <p><b>Order Ref.</b></p>
---	---	--	--	--

**TACUMA**

<p>TACUMA / REZZO</p> 	<p>09/00 →</p>	<p>21</p>	<p>382</p>	<p>660</p>	<p>96394240, 96310381</p>	<p><b>DT1026</b></p>
---	----------------	-----------	------------	------------	---------------------------	----------------------


**TICO**






<p>TICO</p> 	<p>02/95 → 01</p>	<p>21</p>	<p>726</p>	<p>420</p>	<p>81850A70B02000</p>	<p><b>DT2082</b></p>
---	-------------------	-----------	------------	------------	-----------------------	----------------------

 <p><b>Make - Model - Type Application</b></p>	 <p><b>Production Period</b></p>	 <p><b>DØ</b>   <b>L</b>   <b>F1</b></p>	 <p><b>OEM Ref.</b></p>	 <p><b>Order Ref.</b></p>
---	---	--	--	--

# DAIHATSU

## SIRION

<p>SIRION II (M3)</p> 	<p>05 → 10</p>	<p>18</p>	<p>414</p>	<p>410</p>	<p>68950B1031, 68960B1031</p>	<p><b>CT1300</b></p>
---	----------------	-----------	------------	------------	-----------------------------------	----------------------

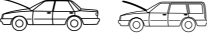
 <p><b>Make - Model - Type Application</b></p>	 <p><b>Production Period</b></p>	 <p><b>DØ</b>   <b>L</b>   <b>F1</b></p>	 <p><b>OEM Ref.</b></p>	 <p><b>Order Ref.</b></p>
---	---	--	--	--

## DODGE


### CALIBER






<p>CALIBER</p> 	<p>06/06 → 2011</p>	<p>18</p>	<p>484</p>	<p>445</p>	<p>5160017AB, K05160017AA</p>	<p><b>CT1483</b></p>
--	---------------------	-----------	------------	------------	-----------------------------------	----------------------

### CHARGER

<p>CHARGER</p> 	<p>01/12 →</p>	<p>18</p>	<p>345</p>	<p>250</p>	<p>55113776AA</p>	<p><b>CZ1004</b></p>
--	----------------	-----------	------------	------------	-------------------	----------------------

### JOURNEY










<p>JOURNEY</p> 	<p>06/08 →</p>	<p>18</p>	<p>498</p>	<p>550</p>	<p>5178293AC, 68101213AA</p>	<p><b>CZ1015</b></p>
--	----------------	-----------	------------	------------	----------------------------------	----------------------

				
<b>Make - Model - Type Application</b>	<b>Production Period</b>	<b>DØ</b> <b>L</b> <b>FI</b>	<b>OEM Ref.</b>	<b>Order Ref.</b>



**FIAT****126**

126 BIS 	87 → 99	18	550	230	7550938	<b>CZ2008</b>
--	---------	----	-----	-----	---------	---------------



**127**

127  	06/71 → 03/77	18	550	350	4297742	<b>CT2261</b>
127 	09/81 → 86	18	585	200	39401990	<b>CT2385</b>
127  	04/77 → 09/81	18	600	200	4392130	<b>CT2432</b>
127 L, C, CL  	04/77 → 09/81	18	600	180	4392129	<b>CT2433</b>
127 PANORAMA  	06/71 → 03/77	18	550	350	4297742	<b>CT2261</b>



**128**

















128 	→ 81	18	450	300		<b>CT1375</b>
128 FAMILIARE 	69 → 85	18	600	360	4392120, 5975342	<b>CT2434</b>



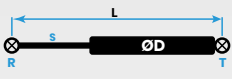


**500**

500 	10/07 →	18	460	350	51785412	<b>CT1412</b>
500 C (312_) 	09.09 →	18	288	370	51 859 965	<b>CT1102</b>





**500L**

500L 	03/12 →	18	370	210	51923979	<b>CT1219</b>
500L 	03/12 →	18	555	670	51883050, 5195375	<b>CT2286</b>


 Make - Model - Type Application	 Production Period	 DØ    L    FI			 OEM Ref.	 Order Ref.
500L LIVING 	06/13 →	18	557	470	51895435	<b>CT2295</b>
<b>BARCHETTA</b>						
BARCHETTA (183) 	03/95 → 06/05	18	240	250	46734809	<b>CT1022</b>
BARCHETTA (183) 	03/95 → 06/05	18	403	170	47300075	<b>CT1267</b>
<b>BRAVA</b>						
BRAVA 	10/95 → 10/01	18	515	370	46783650, 7769737	<b>CT2123</b>
<b>BRAVO</b>						
BRAVO 	10/95 → 10/01	18	470	350	7774707	<b>CT1435</b>
BRAVO II 	11/06 →	18	510	360	51812267	<b>CT2095</b>
<b>CINQUECENTO</b>						
CINQUECENTO 	07/91 → 01/98	18	570	210	46835404, 46453503	<b>CT2339</b>
CINQUECENTO (170_) 	07/91 → 01/10	18	570	210	7686794, 763479470, 46453503	<b>CT2340</b>
<b>COUPE</b>						
COUPE (FA175) right side 	11/93 → 08/00	18	673	250	46304290	<b>CT2560</b>
<b>CROMA</b>						
CROMA 	12/85 → 12/96	18	490	480	82429686	<b>CT1507</b>
CROMA (194) 	06/05 →	18	628	440	51734960	<b>CT2499</b>

				
<b>Make - Model - Type Application</b>	<b>Production Period</b>	<b>DØ</b> <b>L</b> <b>F1</b>	<b>OEM Ref.</b>	<b>Order Ref.</b>


**DOBLO**

DOBLO 	03/01 →	18	240	300	46773097, 46826216	<b>CT1023</b>
DOBLO (WITHOUT MALIBU) 	03/01 →	18	866	370	46810696, 46824070	<b>CT2635</b>
DOBLO Cargo (223_) 	10/01 →	21	866	370	46810696, 46824070	<b>DT2097</b>
DOBLO II (152, 263) 	02/10 →	21	796	720	51885487	<b>DT2092</b>


**DUCATO**

DUCATO 	5/81 → 03/94	21	798	500	4424045	<b>DT2094</b>
---	--------------	----	-----	-----	---------	---------------


**DUNA**

DUNA WEEKEND (14R20) 	01/87 → 12/91	18	527	520	7516691	<b>CT2185</b>
---	---------------	----	-----	-----	---------	---------------


**ELBA**

ELBA 	01/92 → 12/96	18	527	520	7516691	<b>CT2185</b>
---	---------------	----	-----	-----	---------	---------------


**FIORINO,**


FIORINO, QUBO 	02/08 →	18	600	670	1354844080	<b>CT2440</b>
--	---------	----	-----	-----	------------	---------------



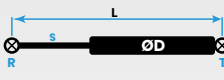


**FREEMONT**


FREEMONT (JC) 	08/11 →	18	498	550	5178293AC, 68101213AA	<b>CZ1014</b>
--	---------	----	-----	-----	--------------------------	---------------

**GRANDE**


GRANDE PUNTO (199), PUNTO III 	10/05 → 2012	18	437	350	51778432	<b>CT1338</b>
---	--------------	----	-----	-----	----------	---------------


 Make - Model - Type Application	 Production Period	 DØ    L    FI			 OEM Ref.	 Order Ref.
<b>IDEA</b>						
IDEA 	12/03 → 2012	18	334	510	51705073	<b>CT1175</b>
IDEA (135, 235) 	12/03 →	18	470	480	46830389	<b>CT1439</b>
<b>LINEA</b>						
LINEA 	06/07 →	18	288	380	51801718	<b>CT1104</b>
<b>MAREA</b>						
MAREA WEEKEND (185) 	09/96 →	18	507	420	46420780	<b>CT2086</b>
<b>MULTIPLA</b>						
MULTIPLA 	04/99 →	18	214	420	46559850, 4655985	<b>CT1010</b>
MULTIPLA 	04/99 →	18	505	520	46514867	<b>CT2074</b>
<b>PALIO</b>						
PALIO (178BX) 	04/96 →	18	477	360	46792437, 46530124	<b>CT1464</b>
PALIO WEEKEND (178DX) 	04/96 →	18	525	570	46524047, 46524051, 46524049	<b>CT2178</b>
<b>PANDA</b>						
PANDA (141A) 	05/80 → 09/86	18	549	240	4483658	<b>CZ2007</b>
PANDA (141A) 	10/86 → 12/96	18	549	240	4483658	<b>CZ2007</b>
PANDA (141A) 	10/86 → 12/96	18	550	380	7550172	<b>CZ2009</b>
PANDA (169) 	09/03 →	18	502	280	46827091	<b>CT2060</b>


				
<b>Make - Model - Type Application</b>	<b>Production Period</b>	<b>DØ</b> <b>L</b> <b>F1</b>	<b>OEM Ref.</b>	<b>Order Ref.</b>


PANDA III (312) 	02/12 →	18	405	420	518416340	<b>CT1277</b>
--	---------	----	-----	-----	-----------	---------------


**PUNTO**


PUNTO (176) 	09/93 → 08/99	18	445	300	7734566	<b>CT1367</b>
--	---------------	----	-----	-----	---------	---------------

PUNTO (188)  *5 doors	09/99 →	18	454	380	46524678	<b>CT1399</b>
--	---------	----	-----	-----	----------	---------------


PUNTO (188)  *5 doors	09/99 →	18	472	330	46744596	<b>CT1447</b>
--	---------	----	-----	-----	----------	---------------

PUNTO CABRIO (176C) 	04/94 → 06/00	15	155	400	46730681C3, 46730681	<b>BT1001</b>
--	---------------	----	-----	-----	-------------------------	---------------


PUNTO CABRIO (176C) 	04/94 → 06/00	18	565	200	46720558P5, 46720558	<b>CT2315</b>
--	---------------	----	-----	-----	-------------------------	---------------

PUNTO IV (199), PUNTO EVO, PUNTO VAN 	04/08 →	18	437	350	51778432	<b>CT1338</b>
--	---------	----	-----	-----	----------	---------------


**QUBO**


QUBO (225_) 	02/08 →	18	600	670	1354844080	<b>CT2440</b>
--	---------	----	-----	-----	------------	---------------

**R281**


R281 FAMILIARE / PANORAMA 	06/74 → 07/86	18	600	310	4418499	<b>CT2449</b>
--	---------------	----	-----	-----	---------	---------------

**R282**






R282 	72 → 86	18	255	280	4405569	<b>CT1042</b>
---	---------	----	-----	-----	---------	---------------

R282 	72 → 86	18	255	180		<b>CT1043</b>
---	---------	----	-----	-----	--	---------------





**REGATA**

REGATA WEEKEND 	03/85 → 12/89	18	542	300	5981660	<b>CT2234</b>
---	---------------	----	-----	-----	---------	---------------





 Make - Model - Type Application	 Production Period	 DØ L FI			 OEM Ref.	 Order Ref.
--	--	---	--	--	---	---


**RITMO**

RITMO BERTONE CABRIO 	83 → 88	18	550	160		<b>CT2273</b>
RITMO I 	78 → 07/83	18	600	200	4392130	<b>CT2432</b>
RITMO II 	07/83 → 88	18	600	540	39481770	<b>CT2450</b>
RITMO II 	07/83 → 88	18	600	360	4392120, 5975342	<b>CT2434</b>


**SCUDO**

SCUDO COMBINATO (220P) 	02/96 →	21	700	1050	8731Q9, 8731P5	<b>DT2078</b>
SCUDO COMBINATO (220_) 	02/96 → 12/06	21	700	1050	8731.Q9, 8731.P5	<b>DT2078</b>





**SEDICI**



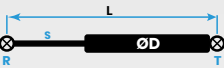


SEDICI 	06/06 →	18	445	420	71743352, 7174335	<b>CT1368</b>
---	---------	----	-----	-----	-------------------	---------------







**SEICENTO**

SEICENTO 	98 →	18	570	210	46835404, 46453503	<b>CT2339</b>
---	------	----	-----	-----	--------------------	---------------




**STILO**

STILO (192) 	10/01 →	18	440	460	46784994	<b>CT1355</b>
STILO (192)  <small>*from chassis 19E780001</small>	10/01 →	18	500	280	46784590	<b>CT2025</b>
STILO (192) 	10/01 →	18	505	380	46784995	<b>CT2076</b>
STILO MULTIWAGON 	10/03 →	18	395	180	46812168	<b>CT1252</b>


				
<b>Make - Model - Type Application</b>	<b>Production Period</b>	<b>DØ</b> <b>L</b> <b>F1</b>	<b>OEM Ref.</b>	<b>Order Ref.</b>

STILO MULTIWAGON 	10/03 →	21	603	810	5173674, 51716995	<b>DT2047</b>
STILO MULTIWAGON  	10/03 →	21	603	850	51716996, 5173674	<b>DT2048</b>
STILO MULTIWAGON  	10/03 →	21	603	740	51736743, 51736744, 51709681, 46762434	<b>DT2049</b>
STILO Multi Wagon (192_) 	01/03 → 08/08	21	603	810	51716995, 51736745	<b>DT2050</b>


**STRADA**

STRADA 	07/83 → 88	18	600	540	39481770	<b>CT2450</b>
STRADA 	78 → 07/83	18	600	200	39401990	<b>CT2432</b>
STRADA 	07/83 → 88	18	600	360	39462450	<b>CT2434</b>



**TALENTO**






TALENTO 	03/89 → 03/94	21	798	500	4424045	<b>DT2094</b>
--	---------------	----	-----	-----	---------	---------------


**TEMPRA**

TEMPRA STATION WAGON (159) 	01/90 → 08/97	18	630	330	76063040	<b>CT2504</b>
---	---------------	----	-----	-----	----------	---------------





**TIPO**

TIPO  <small>*from chassis 0043620, 2129640, 2162445, 4075920, 454677</small>	03/93 → 04/95	18	585	280	7671700	<b>CT2398</b>
TIPO  <small>*up to chassis 0043620, 2129640, 2162445, 4075920, 454677</small>	07/87 → 03/93	18	595	280	7587706	<b>CT2429</b>





 Make - Model - Type Application	 Production Period	 DØ    L    FI			 OEM Ref.	 Order Ref.
--	--	---	--	--	---	---






TIPO 160 AE.OA.5  <small>*from chassis 0043620, 2129640, 2162445, 4075920, 454677</small>	88 →	18	585	290	7671700	<b>CT2399</b>
--	------	----	-----	-----	---------	---------------

**ULYSSE**


ULYSSE (179AX) 	08/02 →	18	631	440	1489342080	<b>CT2508</b>
ULYSSE (220) 	11/95 → 08/02	18	610	560	9630698380	<b>CT2480</b>
ULYSSE (220) 	06/94 → 11/95	18	628	570	9626493880, 9622553680	<b>CT2502</b>
ULYSSE (220_) 	06/96 → 08/02	18	610	600	963 069 83 80, 51 023 300	<b>CT2477</b>

**UNO**



UNO 	→ 89	18	568	280	7636049	<b>CT2329</b>
UNO  <small>*AE.OA5</small>	1983 → 89	18	600	410	5993542	<b>CT2452</b>
UNO (146)  <small>*AE.OA5</small>	83 → 89	18	600	430	5993542	<b>CT2453</b>
UNO (146) Restyling 	→ 89	18	570	280	7636049	<b>CT2347</b>

				
<b>Make - Model - Type Application</b>	<b>Production Period</b>	<b>DØ</b> <b>L</b> <b>F1</b>	<b>OEM Ref.</b>	<b>Order Ref.</b>







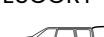


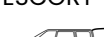
**FORD****B-MAX**






B-MAX 	10/12 →	18	555	550	AV11R406A10AB, 1757865	<b>CT2288</b>
--	---------	----	-----	-----	---------------------------	---------------









**C-MAX**

C-MAX II 	12/10 →	18	687	555	AM51R406A10AB	<b>CT2583</b>
C-MAX II (DXA/CB7, DXA/CEU) 	02/12 →	18	680	656	AM51-R406A10-AE, AM51-R406A10-AC	<b>CT2574</b>








**ESCORT**



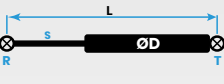


ESCORT CABRIO (V, VI, VII) 	07/90 → 08/00	18	285	230	V91ABL406A10AB, 1666591	<b>CT1093</b>
ESCORT CABRIO (V, VI, VII) 	07/90 → 08/00	18	431	400	V91ABL50600AA	<b>CT1325</b>
ESCORT III, IV 	07/80 → 07/90	18	577	275	86ABB406A10GA	<b>CT2366</b>
ESCORT III, IV 	07/80 → 07/90	18	577	320	86ABB406A10GA	<b>CT2367</b>
ESCORT III, IV 	07/80 → 07/90	18	592	400	81ABD406A10BA, 86ABW406A10CA	<b>CT2418</b>
ESCORT III, IV 	07/80 → 07/90	18	595	370	1650686, 81AB- D406A10BB	<b>CT2423</b>
ESCORT V 	08/90 → 05/92	18	534	410	91ABW406A10AG, 91ABW406A- 10AF, 6656800, 91ABW406A10A1C, 6885988	<b>CT2205</b>
ESCORT V 	08/90 → 05/92	18	557	360	91ABA406A10A1D, 91ABA406A10A1E	<b>CT2297</b>
ESCORT V 	08/90 → 05/92	18	557	425	91ABA406A10C1	<b>CT2298</b>
ESCORT V Turnier (ANL) 	01/95 → 02/99	18	534	410	91ABW406A- 10A1C, 6885988, 91ABW406A10AG	<b>CT2205</b>







 <b>Make - Model - Type Application</b>	 <b>Production Period</b>	 <b>DØ    L    FI</b>			 <b>OEM Ref.</b>	 <b>Order Ref.</b>
---	---	--	--	--	--	--

ESCORT VI (GAL, AAL, ABL) 	02/95 → 10/98	18	545	495	91ABA406A10C1E, 6723080, 6900217	<b>CT2247</b>
ESCORT VI Turnier (GAL, ANL) 	01/95 → 01/99	18	534	410	91ABW406A- 10A1C, 6885988, 91ABW406A10AF	<b>CT2205</b>
ESCORT VI, VII 	05/92 → 09/00	18	534	410	91ABW406A10AG, 91ABW406A- 10AF, 6656800, 91ABW406A10A1C, 6885988	<b>CT2205</b>
ESCORT VI, VII 	05/92 → 09/00	18	545	495	91ABA406A10C1E, 6723080, 6900217, 93ABA406A10C1B	<b>CT2247</b>
ESCORT VI, VII 	05/92 → 09/00	18	545	440	93ABA406A10B1B	<b>CT2248</b>
ESCORT XR3 RS TURBO 	02/86 → 89	18	575	415	86ABB406A10HA	<b>CT2362</b>
ESCORT XR3 RS TURBO 	01/89 → 07/90	18	575	400	89ABB406A10HA	<b>CT2363</b>
ESCORT XR3i 	08/90 → 05/92	18	555	485	6723080, 91ABW406A10C1C	<b>CT2290</b>










**FIESTA**






FIESTA II 	08/83 → 03/89	18	615	330	84FBB406A10BB	<b>CT2486</b>
FIESTA II 	08/83 → 03/89	18	615	300	84FBB406A10CB	<b>CT2487</b>
FIESTA III 	03/89 → 04/93	21	567	590	89FBB406A10A1C	<b>DT2033</b>
FIESTA III 	03/89 → 04/93	21	567	650	89FBB406A10B1C	<b>DT2034</b>
FIESTA III 	04/93 → 03/96	18	574	260	93FBB406A10AA	<b>CT2357</b>
FIESTA III 	04/93 → 03/96	18	575	310	93FBB406A10BA	<b>CT2360</b>
FIESTA IV 	01/96 → 10/01	18	575	310	108277, 96FBB406A- 10BA, 1008276, 96FB- B406A10AA	<b>CT2360</b>








 <b>Make - Model - Type Application</b>	 <b>Production Period</b>	 <b>DØ    L    FI</b>			 <b>OEM Ref.</b>	 <b>Order Ref.</b>
---	---	--	--	--	--	--

FIESTA V 	06/02 →	18	557	500	2N11N406A10AD, 1211497, 1212586	<b>CT2299</b>
FIESTA V 	11/01 → 11/02	18	600	425	2S61B406A10AB, 1141159	<b>CT2442</b>
FIESTA V 	11/02 →	18	600	440	1224731, 2S61B406A- 10AC	<b>CT2443</b>
FIESTA V 	11/01 →	18	624	575	2S51B406A10AC, 2S51B406A10AB, 1251915, 1218538	<b>CT2494</b>
FIESTA VAN EUROPE 	01/09 →	18	545	335	1523356, 1666068, 8A61A406A10AB, 8A61A406A10AC	<b>CT2250</b>
FIESTA VI 	10/08 →	18	545	290	1523356, 8A61A406A- 10AB	<b>CT2251</b>


**FOCUS**

FOCUS 	04/02 → 11/04	21	455	700		<b>DT1037</b>
FOCUS 	11/04 →	18	483	530		<b>CT1479</b>
FOCUS (DAW, DBW) 	10/98 → 02	21	465	655	1074368, 1070024, XS41A406A10AF, 1150277, XS41A406A- 10AE, 1150279	<b>DT1039</b>
FOCUS (DAW, DBW) 	10/98 → 11/04	18	455	700	3M51 A406A10 AA, 1313218, 3M51 A406A10 AB	<b>CT1401</b>
FOCUS (DAW, DBW) 	10/98 → 11/04	21	465	655	1150277, XS41A406A- 10AE, XS41A406A10AF	<b>DT1040</b>
FOCUS (DFW) 	11/98 → 10/01	18	280	465	1114031, XS41F406A- 10AE, 1071732, XS- 41F406A10AD, 1092108, XS41F406A- 10AC, 1072394	<b>CT1079</b>
FOCUS (DFW) 	10/01 →	18	280	420	XS41F406A10AF, 1124003	<b>CT1080</b>
FOCUS (DNW) 	11/98 → 01/01	18	510	550	1071669, 1093705, 1079800, XS41N406A- 10AE, XS41N406A10AD	<b>CT2097</b>
FOCUS (DNW) 	01/01 →	18	525	450	1146649, XS41N406A- 10AH, XS41N406A10AJ	<b>CT2175</b>




 <b>Make - Model - Type Application</b>	 <b>Production Period</b>	 <b>DØ    L    FI</b>			 <b>OEM Ref.</b>	 <b>Order Ref.</b>
---	---	--	--	--	--	--

FOCUS C-MAX 	10/03 →	18	570	460	1252377, 3M51R406A-10AB, 1252806	<b>CT2341</b>
FOCUS II (DA_, HCP, DP) 	07/04 → 09/12	18	482	530	4M51A406A10AB, 1321021	<b>CT1477</b>
FOCUS II CABRIO 	10/06 →	18	490	560	6N41L406A10AA, 1453743, 9410495	<b>CT1508</b>
FOCUS II SEDAN (DA) 	04/05 →	18	280	510	5M51F406A10AB, 1336159, 1376673, 5M51F406A10AA	<b>CT1081</b>
FOCUS II TURNIER (DAW) 	11/04 →	18	585	420	1349309, 4M51N406A-10AA, 01349309, 4M51N406A10AB, 1336230	<b>CT2392</b>
FOCUS III 	04/11 →	18	600	385	BM51A406A10AE	<b>CT2444</b>
FOCUS III TURNIER 	05/11 →	18	537	670	BM51N406A10AC	<b>CT2219</b>


**FUSION**

FUSION 	08/02 →	18	557	500	2N11N406A10AD, 1212586	<b>CT2299</b>
---	---------	----	-----	-----	------------------------	---------------


**GALAXY**






GALAXY 	05/06 →	21	574	990	1405189, 1434313	<b>DT2042</b>
GALAXY 	06/95 →	21	593	830	1009060, 1094814, 7300069	<b>DT2043</b>
GALAXY (WGR) 	04/00 → 05/06	18	455	350	1133865, YM2-116C826-AB, 1116028	<b>CT1402</b>


**GRAND**

GRAND C-MAX 	12/10 →	18	703	530	AM51U406A10AC	<b>CT2601</b>
--	---------	----	-----	-----	---------------	---------------


**KA**


KA 	10/08 →	18	418	390	9551B460A10AA, 51794232, 1542413	<b>CT1304</b>
---	---------	----	-----	-----	----------------------------------	---------------


 Make - Model - Type Application	 Production Period	 DØ    L    FI			 OEM Ref.	 Order Ref.
--	--	---	--	--	---	---


KA 	09/96 →	18	448	310	1025425, 97KG-B406A10AA	<b>CT1372</b>
---	---------	----	-----	-----	-------------------------	---------------

**KUGA**


KUGA 	03/08 →	18	484	200	1520777, 8V41S406A10BB	<b>CT1484</b>
---	---------	----	-----	-----	------------------------	---------------


KUGA 	03/08 →	18	657	480	8V41S406A10AD, 1537538	<b>CT2542</b>
---	---------	----	-----	-----	------------------------	---------------


KUGA II  <small>*right side without automatic opening</small>	03/13 →	21	743	670	1790926, CV-44S406A10AB	<b>DT2089</b>
--	---------	----	-----	-----	-------------------------	---------------


KUGA II  <small>*left side without automatic opening</small>	03/13 →	21	759	670	CV44S406A11AB, 1790927	<b>DT2090</b>
---	---------	----	-----	-----	------------------------	---------------


**MONDEO**


MONDEO I 	02/93 → 08/96	18	255	500	93BBF406A10AB	<b>CT1039</b>
---	---------------	----	-----	-----	---------------	---------------


MONDEO I 	02/93 → 08/96	18	255	630	93BBF406A10BB	<b>CT1040</b>
---	---------------	----	-----	-----	---------------	---------------


MONDEO I 	02/93 → 08/96	21	485	640	93BBN406A10AC	<b>DT1047</b>
---	---------------	----	-----	-----	---------------	---------------


MONDEO I 	02/93 → 08/96	18	552	515	93BBA406A10AE, 93BBA406A10AD	<b>CT2281</b>
---	---------------	----	-----	-----	------------------------------	---------------

MONDEO I (GBP) 	10/95 → 08/96	18	555	515	93BBA406A10AE, 93BBA406A10AD	<b>CT2292</b>
---	---------------	----	-----	-----	------------------------------	---------------






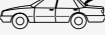
















MONDEO II 	08/96 → 11/00	18	255	500	93BBF406A10AB	<b>CT1039</b>
--	---------------	----	-----	-----	---------------	---------------






MONDEO II 	08/96 → 11/00	18	485	640	93BBN406A10AC	<b>CT1491</b>
--	---------------	----	-----	-----	---------------	---------------

MONDEO II 	08/96 → 11/00	18	552	560	93BBA406A10BD	<b>CT2282</b>
--	---------------	----	-----	-----	---------------	---------------



MONDEO III 	11/00 →	18	250	660	1120812, 1117690, 1S7116C826AD	<b>CT1030</b>
---	---------	----	-----	-----	--------------------------------	---------------




 <b>Make - Model - Type Application</b>	 <b>Production Period</b>				 <b>OEM Ref.</b>	 <b>Order Ref.</b>
		<b>DØ</b>	<b>L</b>	<b>FI</b>		
MONDEO III 	11/00 →	18	300	560	1117246, 1S71F406A-D10AB	<b>CT1132</b>
MONDEO III  	11/00 →	18	534	485	1117046, 1S71A406A-D10AC	<b>CT2207</b>
MONDEO III   *with manual wiper	11/00 →	18	534	520	1119688, 1S71A406A-10AB	<b>CT2208</b>
MONDEO III   *with automatic wiper	11/00 →	18	534	585	1S71A406A10CD, 1219986	<b>CT2209</b>
MONDEO III 	02 →	18	548	475	1S71N406A10AC, 1232189	<b>CT2260</b>
MONDEO III 	11/00 → 02	18	555	475	1S71N406A10AB, 1117394	<b>CT2293</b>
MONDEO III (B5Y) 	10/00 → 03/07	18	535	520	1S71 A406A10 AB, 1 119 688, 1S71 A406A10 BC	<b>CT2212</b>
MONDEO III (B5Y) 	10/00 → 03/07	18	535	485	1 219 984, 1 120 611, 1S71 A406A10 AC	<b>CT2213</b>
MONDEO IV 	03/07 →	21	556	715	1484371, 7S71A406A-10BA	<b>DT2028</b>
MONDEO IV (BA7) 	07/09 → 01/15	18	552	715	7S71A 406A10 BA, 1 710 904, 7S71A 406A10 AE	<b>CT2283</b>
MONDEO IV (BA7) 	03/10 → 01/15	21	553	760	7S71A406A10CA, 1 553 975, 1 492 389	<b>DT2026</b>
MONDEO IV SEDAN 	03/07 →	18	378	540	7S71F406A10AF, 1484158, 1496865	<b>CT1233</b>
MONDEO IV TURNIER 	03/07 →	18	540	585	7S71N406A10AD, 1477988	<b>CT2230</b>
<b>ORION</b>						
ORION II  *without automatic opening	04/86 → 90	18	245	330	D83ABF406A10BA, 86ABF406A10AA	<b>CT1027</b>

				
<b>Make - Model - Type Application</b>	<b>Production Period</b>	<b>DØ</b> <b>L</b> <b>FI</b>	<b>OEM Ref.</b>	<b>Order Ref.</b>










**PUMA**

PUMA (EC_)  *1 pcs	03/97 → 06/00	18	570	215	V97FBC406A10AC, 1034930, 1088369, V97FBC406A10AB	<b>CT2348</b>
PUMA (EC_)  *2 pcs	06/00 →	18	570	215	V97FBC406A10AC, 1088369	<b>CT2348</b>





**S-MAX**






S-MAX 	05/06 →	18	606	655	6M21R406A- 10AD, 1434296, 6M21R406A10AB, 1381555	<b>CT2472</b>
--	---------	----	-----	-----	---	---------------




**SCORPIO**

SCORPIO I 	01/85 → 09/94	18	500	635	85GBA406A10CD	<b>CT2050</b>
SCORPIO I  	01/85 → 09/94	18	500	595	85GBA406A10BD	<b>CT2051</b>
SCORPIO I 	01/92 → 09/94	18	500	780	85GBA406A10DD	<b>CT2052</b>
SCORPIO II  	10/94 → 08/98	18	550	285	95GBI6C826AB, 7245797	<b>CT2275</b>
SCORPIO II 	01/92 → 09/94	18	565	480	96GBN406A10AF, 6186916, 1666983, 6962811	<b>CT2317</b>
SCORPIO II 	10/94 → 08/98	18	565	480	96GBN406A10AF, 6186916, 1666983, 6962811	<b>CT2317</b>
SCORPIO II (GFR, GGR) 	06/96 → 08/98	15	213	480	90GB F406A10 AB, 6 962 810, 90GB F406A10 AA	<b>BT1004</b>



**SIERRA**

SIERRA L, GL, GHIA 	08/82 → 02/93	18	495	500	83BBA406A10AD	<b>CT1520</b>
SIERRA L, GL, GHIA  	08/82 → 02/93	18	497	565	83BBA406A10BD	<b>CT1539</b>
SIERRA SPORT 	08/82 → 02/93	21	490	720	86BBA406A10AA, 86BBA406A10BA	<b>DT1048</b>



 Make - Model - Type Application	 Production Period	 DØ    L    FI			 OEM Ref.	 Order Ref.
--	--	---	--	--	---	---

SIERRA TURNER  *without loudspeaker	08/82 → 02/93	18	485	460	83BBN406A10AD	<b>CT1495</b>
SIERRA TURNER  *with loudspeaker	08/82 → 02/93	18	485	520	83BBN406A10BB	<b>CT1496</b>
SIERRA XR4, RS 	08/82 → 02/93	21	490	780	88BBA406A10BAD, 83BBA406A10CD	<b>DT1049</b>









**STREET**



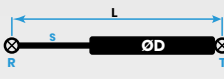



STREET KA 	05/03 → 07/05	18	201	450	3S51B406A10AA, 1225361	<b>CT1006</b>
STREET KA (RL2) 	05/03 → 07/05	18	201	450	327 34 074 AA0, 3S51-B406A10-AA, 1225361	<b>CT1007</b>






**TOURNEO**

TOURNEO CUSTOM 	12/12 →	21	650	690	1786752, BK21V406A- 10AB	<b>DT2061</b>
TOURNEO CUSTOM 	12/12 →	21	650	745	1786750, BK- 21V406A10BB	<b>DT2062</b>

**TRANSIT**





TRANSIT    *3/5 doors	09/85 → 07/91	21	550	850	86VBV406A10CA	<b>DT2022</b>
TRANSIT  	09/85 → 07/91	21	550	810	86VBV406A10BA	<b>DT2023</b>
TRANSIT 	03/00 →	18	678	480	2T14V406A10AB, 4378216	<b>CT2571</b>
TRANSIT 	03/00 →	21	850	670	1C15V406A10AD, 4346105, 1C15V406A- 10EA	<b>DT2096</b>
TRANSIT Panelvan/Van (FA_ _) 	01/00 → 05/06	21	830	620	1C15 V406A1 0CC, 4 134 633, 1C16 V406A1 0DC	<b>DT2095</b>

 Make - Model - Type Application	 Production Period	 DØ    L    Fl			 OEM Ref.	 Order Ref.
TRANSIT CONNECT (P65_, P70_, P80_) 	06/02 → 12/13	18	678	480	2T14V406A10AB, 4378216	<b>CT2571</b>









				
<b>Make - Model - Type Application</b>	<b>Production Period</b>	<b>DØ</b> <b>L</b> <b>FI</b>	<b>OEM Ref.</b>	<b>Order Ref.</b>






## HONDA




### ACCORD

ACCORD TOURER  <small>*with automatic opening</small>	07/08 →	21	524	585	74820TL4G31	<b>DT2011</b>
ACCORD TOURER  <small>*without automatic opening</small>	07/08 →	21	524	540	74820TL4G01	<b>DT2012</b>
ACCORD TOURER VIII (CM)  <small>*left side</small>	04/03 →	27	342	1200	0474ISEG900	<b>FT1008</b>
ACCORD VII CH 	12/99 → 12/02	21	551	710	74820S1CE018, 74820S1CE01	<b>DT2024</b>



### CIVIC

CIVIC III (EC, ED, EE) 	09/87 → 09/91	18	635	200	74820SH3305	<b>CT2513</b>
CIVIC IV (EG) 	10/91 → 11/95	18	464	160	74820SR3003	<b>CT1423</b>
CIVIC IV (MA, MB) 	10/91 → 11/95	18	516	425	74820ST3E02	<b>CT2134</b>
CIVIC IX (FK) 	02/12 →	21	596	465	74820TV0E11M1, 74820TV0E01M1	<b>DT2044</b>
CIVIC V (MB) 	01/97 → 02/01	18	517	460	74820ST3E01, 74820ST3E52, 74820ST3E51, 74820ST3E02	<b>CT2141</b>
CIVIC V AERODECK (MC) 	04/98 → 02/01	18	582	500	74820S1EE01	<b>CT2383</b>
CIVIC VI (EU, EP) 	02/01 →	18	500	400	74870S6DE02, 74820S6DE02	<b>CT2019</b>
CIVIC VI (EU, EP) 	2001	18	502	400	0474IS6A000	<b>CT2059</b>








 Make - Model - Type Application	 Production Period	 DØ    L    FI			 OEM Ref.	 Order Ref.
--	--	---	--	--	---	---

CIVIC VI (EU, EP) 	02/01 →	18	568	360	74820S5SE01, 74870S5SE01	<b>CT2325</b>
CIVIC VII 	09/05 →	18	640	465	74820SMGE02, 74820SMGE01, 74820SMGE010C1, 74820SMGE021MI	<b>CT2518</b>
CIVIC VII Hatchback (EU, EP, EV) 	02/01 → 09/05	18	568	360	74820-S5S-E01, 74870-S5S-E01	<b>CT2325</b>


**CONCERTO**






CONCERTO 	10/90 → 03/95	18	680	390	74820SK3E20, BHE38017, GTS122	<b>CT2575</b>
CONCERTO 	10/90 → 03/95	18	680	360	74820SK3E20, BHE38025, GTS120	<b>CT2573</b>

**CR-V**


CR-V (ED) 	10/95 →	18	540	170	04741SI0000	<b>CT2228</b>
CR-V II (RD) 	03/02 → 09/06	18	355	115	74820SCA003, 74820SCA0031	<b>CT1199</b>
CR-V III 	10/06 →	21	625	510	74820SWAA01, 74870SWAA01	<b>DT2056</b>
CR-V III 	10/06 →	21	628	510	74820SWAA01, 74870SWAA01	<b>DT2057</b>
CR-V III (RE_) 	10/06 →	18	626	510	74820SWAA01, 74820-SWA-A012	<b>CT2496</b>
CR-V IV  *with automatic opening	01/12 →	21	606	460	74870TIGE110, 74820TIGE110	<b>DT2051</b>
CR-V IV  *without automatic opening	01/12 →	21	606	395	74820TIGE010M1, 74870TIGE010, 74820TIGE010	<b>DT2052</b>

**CR-Z**


CR-Z (ZF) 	06/10 →	18	409	565	74820SZTH010, 74820SZTG012, 74820-SZT-A011-M1	<b>CT1289</b>
--	---------	----	-----	-----	---	---------------

 Make - Model - Type Application	 Production Period	 DØ    L    FI			 OEM Ref.	 Order Ref.
--	--	---	--	--	---	---



**FR-V**

FR-V (BE) 	02/05 → 2009	21	512	520	04746SJD000	<b>DT2007</b>
--	--------------	----	-----	-----	-------------	---------------


**HR-V**



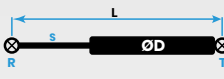


HR-V (GH) 	03/99 → 12/05	21	727	400	, 04746S2H000, 04741S2H010	<b>DZ2006</b>
--	---------------	----	-----	-----	-------------------------------	---------------

**JAZZ**

JAZZ II (GD) 	03/02 → 07/08	21	414	500	04741SAA000	<b>DT1030</b>
JAZZ III (GE_, GG_, GP_, ZA_) 	07/08 →	18	428	500	04741TF0020, 04746TF0010, 04741TF0000	<b>CT1320</b>

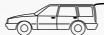




**LOGO**

LOGO (GA) 	03/99 → 03/02	18	575	580	74820-S50-G01	<b>CZ2014</b>
--	---------------	----	-----	-----	---------------	---------------



				
<b>Make - Model - Type Application</b>	<b>Production Period</b>	<b>ØD</b> <b>L</b> <b>FI</b>	<b>OEM Ref.</b>	<b>Order Ref.</b>

## HYUNDAI




### ACCENT

ACCENT (X-3) 	10/94 → 01/00	21	539	450	8178022200, 8177022200	<b>DT2016</b>
ACCENT II (LC) 	01/00 →	18	577	530	8178025220, 8177025220, 8178025210	<b>CT2365</b>
ACCENT II (LC)   	01/00 → 2005	18	587	590	8177025560	<b>CT2400</b>





### ATOS

ATOS (MX) 	03/01 → 12/08	18	605	380	81770-02010, 81770-02030, 81770-02041	<b>CT2467</b>
ATOS PRIME (MX) 	06/03 →	18	449	470	8177006010	<b>CT1374</b>
















### COUPE






COUPE (GK) 	09/01 → 2008	18	447	300	811612C000	<b>CT1369</b>
COUPE (GK) 	09/01 →	18	545	490	817712C011, 817712C010	<b>CT2245</b>
COUPE (GK) 	09/01 →	18	545	530	817712C020, 817712C021	<b>CT2246</b>

### ELANTRA


ELANTRA (J2) WAGON 	02/96 →	18	520	435	8177129221	<b>CT2146</b>
ELANTRA (XD) 	06/00 →	18	485	580	817712D210	<b>CT1488</b>
ELANTRA (XD) 	06/00 →	18	485	610	817712D220	<b>CT1489</b>
ELANTRA (XD) 	06/00 → 07/06	18	485	610	81771-2D220	<b>CT1490</b>






 Make - Model - Type Application	 Production Period	 DØ    L    FI			 OEM Ref.	 Order Ref.
<b>GETZ</b>						
GETZ (TB) 	08/02 →	18	483	370	817701C001, 817701C000	<b>CT1480</b>
<b>I10</b>						
I10 	01/08 →	18	460	350	817700X000	<b>CT1416</b>
<b>I20</b>						
I20 	09/08 →	18	414	430	817801J000, 817701J000	<b>CT1298</b>
I20 (PB, PBT) 	03/12 → 12/15	18	414	430	81780-1J000, 81770-1J000	<b>CT1299</b>
<b>I30</b>						
I30 	10/07 →	18	570	310	817812R000, 817712R000, 817711Z000	<b>CT2342</b>
I30 (FD) 	10/07 → 11/11	18	570	310	81780 2L000, 81781 2R000, 81770 2L010	<b>CT2343</b>
I30 CW ESTATE 	02/08 →	18	512	460	817702L200, 817802L200	<b>CT2109</b>
I30 II 	11/11 →	18	505	355	81780A6000, 81770A6000	<b>CT2072</b>
I30 II CW 	06/12 →	18	516	475	81770A6200, 81780A6200	<b>CT2137</b>
I30 Station wagon (FD) 	02/08 → 06/12	18	513	460	81771 2R200, 817802L210, 81770 2L201	<b>CT2112</b>
<b>I40</b>						
I40 (VF), I40 CW 	07/11 →	18	365	360	811613Z000, 811713Z000	<b>CT1213</b>
I40 CW (VF) 	07/11 →	18	666	650	817703Z000	<b>CT2547</b>

 Make - Model - Type Application	 Production Period	 DØ L FI			 OEM Ref.	 Order Ref.
--	--	---	--	--	---	---

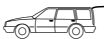
**IX20**

IX20 	11/10 →	18	475	610	817701K000, 817801K000	<b>CT1461</b>
---	---------	----	-----	-----	---------------------------	---------------

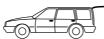
**IX55**

IX55 	09/08 →	18	436	245	811603J000	<b>CT1336</b>
IX55 	09/08 →	18	557	580	817703J000	<b>CT2300</b>
IX55  <small>*with automatic opening</small>	09/08 → 2012	18	557	700	817703J021	<b>CT2301</b>







**LANTRA**






LANTRA II Station wagon (J-2) 	11/95 → 10/00	18	520	450	81771-29220, 81771-29221, 81771-29200	<b>CT2148</b>
--	---------------	----	-----	-----	---------------------------------------	---------------




**MATRIX**

MATRIX (FC) 	06/01 →	18	570	630	8177017030, 8177017010	<b>CT2346</b>
--	---------	----	-----	-----	---------------------------	---------------







**SANTA**

SANTA FE (CM) 	03/06 →	18	452	660	817702B001	<b>CT1396</b>
SANTA FE (SM) 	02/01 →	18	436	100	8717126010	<b>CT1337</b>
SANTA FE (SM) 	02/01 →	18	440	300	8116126000	<b>CT1353</b>
SANTA FE (SM) 	02/01 →	18	557	550	8177126010	<b>CT2302</b>
SANTA FE II (CM) 2.2 	03/06 →	18	440	300	811602B010	<b>CT1354</b>
SANTA FE II (CM) 2.7 V6 	03/06 →	18	440	300	811602B000	<b>CT1354</b>


 Make - Model - Type Application	 Production Period	 DØ L FI			 OEM Ref.	 Order Ref.
--	--	---	--	--	---	---

SANTA FE III (DM) 	09/12 →	18	294	400	811612W000	<b>CT1119</b>
SANTA FE III (DM) 	09/12 →	18	497	580	817712W000	<b>CT1538</b>
SANTA FÉ I (SM) 	02/01 → 03/06	18	435	100	87170-26011, 87170-26010	<b>CT1333</b>


**SONATA**

SONATA IV (EF) 	10/01 →	18	298	500	817713D001, 817713D000	<b>CT1125</b>
SONATA IV (EF) 	10/01 →	18	490	380	811613D000	<b>CT1511</b>
SONATA V (NF) 	01/05 → 06/05	18	305	550	817713K000	<b>CT1139</b>
SONATA V (NF) 	01/05 → 06/05	18	305	550	817713K000	<b>CT1139</b>
SONATA V (NF) 	01/05 →	18	726	360	811613K000	<b>CT2610</b>
SONATA V (NF) 	01/05 →	18	726	360	811613K000	<b>CT2610</b>



**TERRACAN**






TERRACAN (HP) 	11/01 → 12/06	18	540	480	81760-H1500	<b>CZ2006</b>
--	---------------	----	-----	-----	-------------	---------------

**TRAJET**



TRAJET (FO) 	03/00 →	21	570	650	817713A001, 817713A00	<b>DT2038</b>
--	---------	----	-----	-----	-----------------------	---------------

**TUCSON**


TUCSON (JM) 	08/04 → 2010	18	385	140	871702E020	<b>CT1239</b>
TUCSON (JM) 	08/04 → 2010	18	515	585	817712E000	<b>CT2133</b>



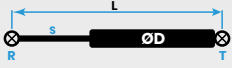


						
<b>Make - Model - Type Application</b>	<b>Production Period</b>	<b>DØ</b>	<b>L</b>	<b>F1</b>	<b>OEM Ref.</b>	<b>Order Ref.</b>

**VELOSTER**

VELOSTER (FS) 	03/11 →	18	402	560	817712V000, 817712V010	<b>CT1266</b>
VELOSTER (FS) 	10/12 →	18	737	130	811612V000, 811712V000	<b>CT2620</b>


**XG**

XG (XG) 	12/98 → 05	18	345	510	8177138500, 8177139501	<b>CT1190</b>
--	------------	----	-----	-----	---------------------------	---------------


 <p><b>Make - Model - Type Application</b></p>	 <p><b>Production Period</b></p>	 <p><b>DØ</b>   <b>L</b>   <b>F1</b></p>	 <p><b>OEM Ref.</b></p>	 <p><b>Order Ref.</b></p>
---	---	--	--	--


## INNOCENTI

### ELBA


<p>ELBA</p> 	<p>92 → 96</p>	<p>18</p>	<p>527</p>	<p>520</p>	<p>7516691</p>	<p><b>CT2185</b></p>
---	----------------	-----------	------------	------------	----------------	----------------------






### MILLE





<p>MILLE</p> 	<p>→ 94</p>	<p>18</p>	<p>568</p>	<p>280</p>	<p>7636049</p>	<p><b>CT2329</b></p>
--	-------------	-----------	------------	------------	----------------	----------------------

















<p>MILLE</p> 	<p>→ 94</p>	<p>18</p>	<p>570</p>	<p>280</p>	<p>7636049</p>	<p><b>CT2347</b></p>
--	-------------	-----------	------------	------------	----------------	----------------------






### MINI

<p>MINI 90 / 120 SERIE I</p> 	<p>74 → 82</p>	<p>18</p>	<p>520</p>	<p>230</p>	<p>53471007</p>	<p><b>CT2152</b></p>
--	----------------	-----------	------------	------------	-----------------	----------------------

 <p><b>Make - Model - Type Application</b></p>	 <p><b>Production Period</b></p>	 <p><b>DØ</b>   <b>L</b>   <b>FI</b></p>	 <p><b>OEM Ref.</b></p>	 <p><b>Order Ref.</b></p>
---	---	--	--	--






<p><b>IŽ</b></p> <p><b>2126</b></p>						
<p>2126</p> 	<p>→ 93</p>	<p>18</p>	<p>450</p>	<p>340</p>	<p>21086308015</p>	<p><b>CT1377</b></p>
<p>2126</p> 	<p>→ 93</p>	<p>18</p>	<p>450</p>	<p>340</p>	<p>21086308010</p>	<p><b>CT1377</b></p>
<p><b>2717</b></p>						
<p>2717</p> 		<p>18</p>	<p>450</p>	<p>340</p>	<p>21086308015</p>	<p><b>CT1377</b></p>
<p>2717</p> 		<p>18</p>	<p>450</p>	<p>340</p>	<p>21086308010</p>	<p><b>CT1377</b></p>

 Make - Model - Type Application	 Production Period	 DØ L FI			 OEM Ref.	 Order Ref.
<b>JAGUAR</b>						
<b>S-TYPE</b>						
S-TYPE (CCX) 	01/99 → 2008	18	495	250	XR847319, XR-8316C826AA, XR82401	<b>CT1530</b>
<b>X-TYPE</b>						
X-TYPE (CF1) 	06/01 → 2009	18	300	460	1X43F406A10AB, C2S1687	<b>CT1135</b>
X-TYPE (X400) 	03/02 → 11/09	18	390	360	1X4316C826AC	<b>CT1247</b>
X-TYPE ESTATE 	11/03 → 12/09	18	535	455	4X43N406A10AC	<b>CT2216</b>
<b>XF</b>						
XF (J05, CC9) 	03/08 →	18	348	375	8X23406A42AD, 8X23406A42AC	<b>CT1193</b>
XF (J05, CC9), XF Sportbrake 	06/08 →	18	450	400	8X2316C826AC	<b>CT1391</b>
<b>XJ</b>						
XJ (X35) 	10/09 →	18	587	75	AW936342700AB	<b>CT2406</b>
XJ (X35, J12, J24) 	10/09 →	18	603	310	AW9316C826AC, C2D3661	<b>CT2464</b>
XJ (X350, X358) 	05/03 → 03/09	18	344	370	C2C2895, 2W9316C826AB	<b>CT1185</b>
XJ (X350, X358) 	05/03 → 03/09	18	396	510	C2C38869, 2W93F406A10AF	<b>CT1253</b>
<b>XK</b>						
XK 8 Coupe (X100) 	02/98 → 07/05	18	670	140	HJA2500AB	<b>CT2557</b>





				
<b>Make - Model - Type Application</b>	<b>Production Period</b>	<b>DØ</b> <b>L</b> <b>FI</b>	<b>OEM Ref.</b>	<b>Order Ref.</b>

## JEEP



### CHEROKEE

CHEROKEE  <small>*new version, from cylinder side use old spring bracket</small>	97 → 2001	21	545	750		<b>DT2019</b>
CHEROKEE (KJ) 	09/01 → 04/08	15	436	300	55360411AB, 55360411AC	<b>BT1033</b>
CHEROKEE (KJ) 	09/01 → 04/08	18	451	155	55360171AD, 55360171AC, 55360171AA	<b>CT1392</b>
CHEROKEE (KJ) 	09/01 → 01/08	18	436	300	55360411AB, 55360411AC	<b>CT1334</b>
CHEROKEE (KK) 	05/08 → 2012	21	551	680	57010181AC, 57010181AB	<b>DT2025</b>


### COMMANDER

COMMANDER (XK) 	09/05 → 12/10	18	409	180	55369333AB, 55369333AD	<b>CT1288</b>
COMMANDER (XK)  <small>*from year production 01/08</small>	01/08 → 12/10	21	653	630	68055222AA, 68059111AA, 55369303AA	<b>DT2063</b>
COMMANDER (XK)  <small>*to year production 12/07</small>	09/05 → 12/07	21	653	695	55396620AB, 55396620AA, 55396620AC	<b>DT2064</b>
COMMANDER (XK, XH) 	09/05 → 12/10	18	270	460	55396526AB	<b>CT1053</b>






### COMPASS










COMPASS (MK49) 	08/06 →	18	527	610	5115226AB, 05109514AB	<b>CT2183</b>
COMPASS (MK49) 	08/06 →	18	527	535	05109514AB, 5109514AB	<b>CT2184</b>

### GRAND



GRAND CHEROKEE I (ZJ, ZG) 	10/95 → 04/99	21	473	872	G0004857, 55074783, 55075705AB	<b>DZ1001</b>
--	---------------	----	-----	-----	-----------------------------------	---------------








 Make - Model - Type Application	 Production Period	 DØ    L    FI			 OEM Ref.	 Order Ref.
--	--	---	--	--	---	---



GRAND CHEROKEE II  *(WJ, WG)	10/98 → 09/04	18	285	460	55352896AB, 55136764AA, 55352897AB	<b>CT1094</b>
GRAND CHEROKEE II (WJ, WG) 	04/99 → 09/05	21	429	838	55137022AB, 55137023AB, 55137022AC	<b>DT1032</b>
GRAND CHEROKEE III 	06/05 →	15	346	340	55394472AA	<b>BT1022</b>
GRAND CHEROKEE III 	06/05 →	18	380	200	68025357AA	<b>CT1235</b>
GRAND CHEROKEE III 	06/05 → 2010	18	505	585	68025359AA	<b>CT2071</b>
GRAND CHEROKEE IV 	11/10 →	15	442	160	68083884AA, 68083885AA	<b>BT1035</b>
GRAND CHEROKEE IV  *with automatic opening	11/10 →	21	739	850	68079364AC	<b>DT2086</b>
GRAND CHEROKEE IV  *without automatic opening	11/10 →	21	739	700	55113632AA	<b>DT2087</b>
GRAND CHEROKEE IV (WK, WK2) 	01/11 →	18	568	245	55113748AA	<b>CT2326</b>

## PATRIOT








PATRIOT (MK74)  *without loudspeaker	01/08 →	18	426	565	5054353AB	<b>CT1317</b>
PATRIOT (MK74)  *with loudspeaker	01/08 →	18	426	640	5116369AB	<b>CT1318</b>

						
<b>Make - Model - Type Application</b>	<b>Production Period</b>	<b>DØ</b>	<b>L</b>	<b>F1</b>	<b>OEM Ref.</b>	<b>Order Ref.</b>


**KIA****CARENS**






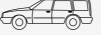





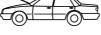



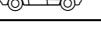
CARENS II (FJ) 	07/02 → 08/06	18	515	490	OK2FB62620, OK2FB62620A, OK2FB63620B, OK2FB62620B, OK2FB63620, OK2F- B63620A	<b>CT2124</b>
CARENS III (UN) 	09/06 →	21	569	590	817701D010, 817801D010	<b>DT2037</b>






**CARNIVAL**



CARNIVAL GRAND CARNIVAL III (VQ) 	09/05 →	18	340	430	811614D000	<b>CT1181</b>
CARNIVAL (FL) 	07/02 → 09/05	18	395	440	OK53Y56620, OK53Z56630B, OK53Z56620, OK53Y56630, OK53Z56620A, OK53Z56630, OK53Z56630A, OK53Z56620B	<b>CT1248</b>
CARNIVAL (FL) 	07/02 → 09/05	21	736	725	OK53Z62620, OK53Y62620, OK53Z63620A, OK53Y63620, OK53Z63620, OK53Z62620A	<b>DT2085</b>
CARNIVAL / GRAND CARNIVAL III (VQ) 	01/10 →	21	640	740	81771-4D000, 81781- 4D000	<b>DT2058</b>
CARNIVAL / GRAND CARNIVAL III (VQ) 	01/10 →	21	640	820	817714D010, 817814D010	<b>DT2059</b>
CARNIVAL I (UP) 	01/99 → 09/07	18	397	440	OK53Y-56-620, OK53Z-56-620A, OK53Y-56-630	<b>CT1254</b>
CARNIVAL III 	09/06 →	21	640	740	817714D000, 817814D000	<b>DT2058</b>

**CEE`D**



CEE`D II 	05/12 →	18	408	470	81780A2000, 81770A2000	<b>CT1286</b>
---	---------	----	-----	-----	---------------------------	---------------

 Make - Model - Type Application	 Production Period	 DØ L FI			 OEM Ref.	 Order Ref.
CEE'D SPORTWAGON 	09/12 →	18	445	640	81780A2200, 81770A2200	<b>CT1364</b>
<b>CEE'D</b>						
CEE'D (ED) 	09/07 →	21	391	800	817701H510, 817801H510	<b>DT1027</b>
CEE'D (ED) 	12/06 →	18	405	480	817801H010, 817701H010	<b>CT1272</b>
<b>CERATO</b>						
CERATO 	03/04 → 2008	18	515	400	817702F210, 817802F210	<b>CT2125</b>
<b>CLARUS</b>						
CLARUS (K9A) 	07/96 → 11/01	18	602	150	OK9A0-56860, OK9B1-56850, OK9A0-56860	<b>CZ2022</b>
<b>MAGENTIS</b>						
MAGENTIS (GD) 	05/01 →	18	300	550	817713C010	<b>CT1130</b>
MAGENTIS (GD, MS) 	05/01 →	18	500	440	81161-3C501, 81161- 3C500, 81161-3C510	<b>CT2035</b>
<b>OPRIUS</b>						
OPRIUS (GH) 	09/03 → /04/10	18	335	560	817713F000	<b>CT1178</b>
OPRIUS (GH) 	10/03 → /04/10	18	532	330	811613F000	<b>CT2201</b>
<b>OPTIMA</b>						
OPTIMA 	03/12 →	18	680	320	811612T000, 81161- 3C501	<b>CT2577</b>
<b>PICANTO</b>						
PICANTO (BC/SA) 	04/04 → 2011	18	480	335	8177007000, 8178007000	<b>CT1472</b>




				
<b>Make - Model - Type Application</b>	<b>Production Period</b>	<b>DØ</b> <b>L</b> <b>FI</b>	<b>OEM Ref.</b>	<b>Order Ref.</b>

PICANTO (SA) 	09/07 →	18	480	335	81770-07000, 81780-07000	<b>CT1472</b>
PICANTO (TA) 	05/11 →	18	370	480	817701Y000, 817701Y010	<b>CT1220</b>



**PRO**

PRO CEE'D (ED) 	02/08 → 02/13	18	485	420	817701H310	<b>CT1492</b>
PRO CEE'D II 	03/13 →	18	433	395	81780A2700, 81770A2700	<b>CT1328</b>


**RIO**


















RIO (BN/TC) 	03/05 →	18	490	380	817801G000, 817701G000	<b>CT1510</b>
RIO III (UB) 	09/11 →	18	487	320	817801W200, 817801W201	<b>CT1501</b>
RIO KOMBI (DC) 	08/00 → 02/05	18	565	360	0K34C62620D, 0K34C63620D	<b>CT2316</b>






**SEDONA**

SEDONA (FL) 	07/02 → 09/05	18	395	440	0K53Y56620, 0K53Z56630B, 0K53Z56620, 0K53Y56630, 0K53Z56620A, 0K53Z56630, 0K53Z56630A, 0K53Z56620B	<b>CT1248</b>
SEDONA (FL) 	07/02 → 09/05	21	736	725	0K53Z62620, 0K53Y62620, 0K53Z63620A, 0K53Y63620, 0K53Z63620, 0K53Z62620A	<b>DT2085</b>


**SORENTO**

SORENTO (FY/GB/FI/BL) 	08/02 → 2009	15	362	100	871703E000, 871803E000, 871803E010, 871703E010	<b>BT1024</b>
--	--------------	----	-----	-----	--	---------------


 Make - Model - Type Application	 Production Period	 DØ    L    FI			 OEM Ref.	 Order Ref.
SORENTO (FY/GB/FI/BL) 	08/02 → 2009	18	545	620	817813E011, 817713E020, 817713E011, 817813E020	<b>CT2253</b>
SORENTO (FY/GB/FI/BL) 	08/02 → 2009	18	565	290	811813E010, 811813E000, 811813E011	<b>CT2318</b>
SORENTO II (XM) 	11/09 →	18	324	340	811602P500	<b>CT1167</b>
SORENTO II (XM) 	11/09 →	18	465	285	811602P000, 811702P000	<b>CT1427</b>
SORENTO II (XM) 	11/09 →	18	480	600	817802P000	<b>CT1474</b>
SORENTO II (XM) 	11/09 →	18	500	625	817802P500, 817702P500	<b>CT2053</b>
<b>SOUL</b>						
SOUL (AM) 	02/09 →	18	454	330	817702K000, 817802K000	<b>CT1400</b>
<b>SPORTAGE</b>						
SPORTAGE (JE) 	09/04 → 2010	18	568	550	OK01H62610E	<b>CT2330</b>
SPORTAGE (JE_, KM_) 	09/04 →	18	480	135	90460-6W560, 90460-1W301	<b>CT1471</b>
SPORTAGE (SL) 	07/10 →	18	455	570	817703W000, 817803W000	<b>CT1403</b>
<b>VENGA</b>						
VENGA (YN) 	02/10 →	18	486	500	817701P000, 817801P000	<b>CT1499</b>
VENGA (YN) 	01/95 → 10/97	18	780	190	OK2BB-62620B	<b>CZ2029</b>

				
<b>Make - Model - Type Application</b>	<b>Production Period</b>	<b>DØ</b> <b>L</b> <b>Ff</b>	<b>OEM Ref.</b>	<b>Order Ref.</b>


**LADA****2104**


2104 	84 → 05	18	450	260	21216308010	<b>CT1376</b>
---	---------	----	-----	-----	-------------	---------------

**2107**


2107 	82 → 05	18	450	340	21216308010	<b>CT1377</b>
---	---------	----	-----	-----	-------------	---------------


**2110**


2110 	→ 96	18	450	260	21216308015	<b>CT1376</b>
---	------	----	-----	-----	-------------	---------------

2110 	→ 96	18	450	260	21216308010	<b>CT1376</b>
---	------	----	-----	-----	-------------	---------------


**2111**


2111 	→ 97	18	450	260	21216308015	<b>CT1376</b>
---	------	----	-----	-----	-------------	---------------


2111 	→ 97	18	450	260	21216308010	<b>CT1376</b>
---	------	----	-----	-----	-------------	---------------


2111 	→ 97	18	603	430	21118231010	<b>CT2461</b>
---	------	----	-----	-----	-------------	---------------

**2112**



















2112 	01/05 → 12/11	18	414	240	21216308015, 212106308015	<b>CT1296</b>
---	---------------	----	-----	-----	------------------------------	---------------






2112 	→ 99	18	450	260	21216308015	<b>CT1376</b>
---	------	----	-----	-----	-------------	---------------

2112 	→ 99	18	450	260	21128231010	<b>CT1376</b>
---	------	----	-----	-----	-------------	---------------









2112 	→ 99	18	450	260	21216308010	<b>CT1376</b>
---	------	----	-----	-----	-------------	---------------

**KALINA**






 Make - Model - Type Application	 Production Period	 DØ	L	FI	 OEM Ref.	 Order Ref.
KALINA HATCHBACK (1119) 	10/04 →	18	600	340	11198231010, 111908231015, 11198231015, 11190823101500	<b>CT2445</b>
KALINA KOMBI (1117) 	10/04 →	18	450	380	21120823101000, 21120823101500	<b>CT1385</b>
KALINA SEDAN (1118) 	10/04 →	18	305	412	11188231015, 11180823101500	<b>CT1137</b>
<b>NADIEŻDA</b>						
NADIEŻDA 2120 	→ 99	18	603	430	21118231015	<b>CT2461</b>
<b>NIVA</b>						
NIVA 	→ 94	18	450	340	21086308010	<b>CT1377</b>
NIVA 2121, 21211, 21212 	77 → 94	18	450	260	21216308015	<b>CT1376</b>
NIVA 21213, 21214, 21215, 21216, 21217 	94 →	18	450	340	212136308010, 21086308010	<b>CT1377</b>
NIVA 2131 	94 →	18	450	340	212136308010, 21086308010	<b>CT1377</b>
NIVA 2R281 	→ 94	18	450	340	21086308015	<b>CT1377</b>
<b>OKA</b>						
OKA 1111 	→ 90	18	450	340	21086308015	<b>CT1377</b>
OKA 1111 	1990 → 2008	18	450	340	21086308010	<b>CT1377</b>
<b>PRIORA</b>						
PRIORA HATCHBACK (2172) 	12/08 →	18	450	270	217208231015, 21720823101500	<b>CT1388</b>
PRIORA KOMBI (2171) 	10/09 →	18	600	430	, 111908231015, 11190823101500	<b>CT2448</b>

				
<b>Make - Model - Type Application</b>	<b>Production Period</b>	<b>DØ</b> <b>L</b> <b>F1</b>	<b>OEM Ref.</b>	<b>Order Ref.</b>

**SAMARA**

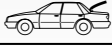

SAMARA 2108 	84 → 03	18	450	340	21086308015	<b>CT1377</b>
SAMARA 2108 	1984 → 2003	18	450	340	21086308010	<b>CT1377</b>
SAMARA 2109 	88 → 04	18	450	340	21086308015	<b>CT1377</b>
SAMARA 2109 	1988 → 2004	18	450	340	21086308010	<b>CT1377</b>
SAMARA II 2113 	2001 → 2010	18	450	340	21086308010	<b>CT1377</b>
SAMARA II 2114 	01 →	18	450	340	21086308015	<b>CT1377</b>
SAMARA II 2114 	2001 → 2010	18	450	340	21086308010	<b>CT1377</b>
SAMARA II 21R28 	00 →	18	450	340	21086308015	<b>CT1377</b>







				
<b>Make - Model - Type Application</b>	<b>Production Period</b>	<b>DØ</b> <b>L</b> <b>F1</b>	<b>OEM Ref.</b>	<b>Order Ref.</b>

## LANCIA

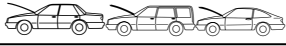


### DEDRA

DEDRA (835) 	01/89 → 07/99	18	268	450	82437256	<b>CT1052</b>
DEDRA SW (835) 	10/94 → 07/99	18	525	390	46725028	<b>CT2173</b>




### DELTA




DELTA I (831) 	09/79 → 05/93	18	505	430	82336687	<b>CT2068</b>
DELTA II (836) 	05/93 → 08/99	21	364	800	82473205	<b>DT1024</b>
DELTA II (836) 	05/93 → 08/99	18	365	620	46433702	<b>CT1212</b>
DELTA III (844) 	09/08 →	18	644	300	51809199	<b>CT2522</b>






### KAPPA

KAPPA (838) 	08/94 → 10/01	18	575	440	82486283	<b>CT2364</b>
KAPPA (838A) 	08/94 → 10/01	18	280	500	46429507	<b>CT1082</b>
KAPPA SW (838B) 	07/96 → 10/01	18	568	410	46309135	<b>CT2328</b>

### LYBRA





LYBRA (839) 	07/99 →	18	400	280	46763101	<b>CT1261</b>
LYBRA (839AX) 	07/99 →	18	294	380	46428438	<b>CT1117</b>
LYBRA (839BX) 	07/99 →	18	385	560	46453835	<b>CT1238</b>

 Make - Model - Type Application	 Production Period	 DØ	L	FI	 OEM Ref.	 Order Ref.
<b>MUSA</b>						
MUSA 	10/04 → 2012	18	334	510	51705073	<b>CT1175</b>
MUSA (184) 	10/04 →	18	470	480	46830389	<b>CT1439</b>
<b>PHEDRA</b>						
PHEDRA (179) 	08/02 →	18	631	440	1489342080	<b>CT2508</b>
<b>PRISMA</b>						
PRISMA (831) 	03/83 → 06/89	18	330	340	82380453	<b>CT1170</b>
<b>Y10</b>						
Y10 (156) 	03/85 → 12/95	18	603	160	7703325, 5970097, 60617400	<b>CT2465</b>
<b>Y11</b>						
Y11 (840A) 	04/95 →	18	485	320	7792951	<b>CT1497</b>
<b>YPSILON</b>						
YPSILON 	10/03 → 2010	18	480	420	46817935	<b>CT1475</b>
YPSILON (312_) 	05/11 →	18	563	280	51833625, 518336250	<b>CT2309</b>
<b>Z</b>						
Z (ZETA) (220) 	11/95 → 08/02	18	610	560	9630698380	<b>CT2480</b>
Z (ZETA) (220) 	06/94 → 11/95	18	628	570	1479303080, 9618278480	<b>CT2502</b>
<b>ZETA</b>						
ZETA (22_) 	09/99 → 09/02	18	610	600	8731.C1	<b>CT2477</b>




				
<b>Make - Model - Type Application</b>	<b>Production Period</b>	<b>DØ</b> <b>L</b> <b>F1</b>	<b>OEM Ref.</b>	<b>Order Ref.</b>

## LAND ROVER







### DISCOVERY






DISCOVERY III (L319) 	02/05 → 09/09	18	482	480	BHE780060, LR009158, 8H22- 406A10-BA	<b>CT1476</b>
DISCOVERY III (L319) 	07/04 → 09/09	18	405	230	8H22-16E610-AA, LR009106, 5H22 16E610-AA	<b>CT1273</b>
DISCOVERY III (TAA) 	07/04 →	15	400	230	32030483, 5H2216E- 610AA, BKK780010	<b>BT1029</b>
DISCOVERY III (TAA) 	07/04 →	18	480	480	32031392, BHE780012, 5H22406A10BA	<b>CT1469</b>










### FREELANDER






FREELANDER (L314) 	04/98 → 10/06	18	676	160	ASR1958	<b>CT2567</b>
FREELANDER 2 (FA) 	10/06 →	18	320	410	LR001773, 6H5216C826BD	<b>CT1162</b>
FREELANDER 2 (FA) 	10/06 →	18	538	510	LR002104, 6H52406A- 10AF	<b>CT2220</b>

### RANGE ROVER

RANGE ROVER CLASSIC C 	07/70 → 86	18	498	225	MXC7833	<b>CT1541</b>
RANGE ROVER EVOQUE (L538) 	06/15 →	18	315	430	LR025400, BJ- 3216C826AA	<b>CT1156</b>
RANGE ROVER EVOQUE (LV) 	06/11 →	18	630	480	LR025379, BJ32406A- 10AB	<b>CT2503</b>
RANGE ROVER II (LP) 	07/94 → 07/02	18	405	300	ALR1050	<b>CT1281</b>
RANGE ROVER II (LP) 	09/94 → 03/02	18	622	310	ALR5884	<b>CT2491</b>
*without locking						
RANGE ROVER III (LM) 	03/02 →	18	291	410	BKK760010, XH4216E- 610AA	<b>CT1109</b>



 <b>Make - Model - Type Application</b>	 <b>Production Period</b>	 <b>DØ    L    FI</b>			 <b>OEM Ref.</b>	 <b>Order Ref.</b>
---	---	--	--	--	--	--

RANGE ROVER III (LM) 	03/02 →	18	516	580	32028398, XH42406A10AA, BHE760020	<b>CT2138</b>
RANGE ROVER IV (LG) 	08/12 →	18	580	620	CPLA406A10AA	<b>CT2377</b>
RANGE ROVER IV (LG), RANGE ROVER SPORT 	08/12 →	18	325	380	LR049207, CK- 5216C826AC	<b>CT1168</b>
RANGE ROVER SPORT 	02/05 → 2012	18	535	360	BHE79044, 5H32402A- 68AB, BHE790020, BHE790030	<b>CT2214</b>
RANGE ROVER SPORT  <small>*up to chassis 6A940841</small>	02/05 → 2012	21	640	740	6H32406A10AB	<b>DT2060</b>
RANGE ROVER SPORT  <small>*from chassis 6A940842</small>	02/05 → 2012	21	655	770	BHE790050, BHE790053	<b>DT2065</b>
RANGE ROVER SPORT (L320) 	09/09 → 03/13	21	660	800	LR029320, BHE790044, BHE790070	<b>DT2067</b>
RANGE ROVER SPORT (LS) 	02/05 →	15	400	230	32030482, BKK780010, 5H2216E- 610AA	<b>BT1029</b>
RANGE ROVER SPORT (LS) 	04/13 →	18	684	505	LR044158, DPLA406A- 10AA, DP- LA406A- 10AB	<b>CT2579</b>



				
<b>Make - Model - Type Application</b>	<b>Production Period</b>	<b>DØ</b> <b>L</b> <b>FI</b>	<b>OEM Ref.</b>	<b>Order Ref.</b>

## LEXUS


### GS






GS (GWS, GRS, UZS) 	04/05 → 2012	18	314	485	645300W091, 645300W090	<b>CT1152</b>
GS (GWS, GRS, UZS) 	04/05 → 2012	18	516	160	534400W090, 534500W071, 534400W091, 534500W070	<b>CT2136</b>

### IS

IS I (GXE10) 	04/99 → 2005	18	456	185	534400W101, 534500W080, 534500W081, 534400W100	<b>CT1405</b>
IS II (XE2, SE2) 	10/05 →	18	456	185	534400W101, 534500W080, 534500W081, 534400W100	<b>CT1405</b>


### RX

RX 	12/08 →	18	513	200	534500W170, 534400W200	<b>CT2116</b>
---	---------	----	-----	-----	---------------------------	---------------




				
<b>Make - Model - Type Application</b>	<b>Production Period</b>	<b>Ø</b> <b>L</b> <b>F1</b>	<b>OEM Ref.</b>	<b>Order Ref.</b>

## MAZDA





### 121

121 (JASM, JBSM) 	03/96 →	18	575	310	96FBB406A10BA	<b>CT2360</b>
---	---------	----	-----	-----	---------------	---------------




### 2










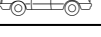
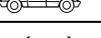
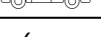

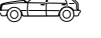
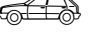
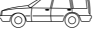
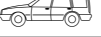

2 (B2W) 	04/03 → 2007	18	565	500	DD1062620, DD1063620	<b>CT2311</b>
2 (DE) 	06/07 →	18	515	335	D65162620	<b>CT2118</b>
2 (DE_, DH_) 	10/07 → 06/15	18	513	335	D65163620A, D65162620A, D651- 62-620	<b>CT2110</b>














### 3

3 (BK12) 	10/03 → 2009	18	252	425	BN8W56930, BN8W56930B	<b>CT1031</b>
3 (BK14) 	10/03 → 2009	18	540	390	BP- 4K63620D, BP4K62620D, BP- 4K63620F, BP- 4K62620F	<b>CT2223</b>
3 (BL) 	06/09 →	18	280	395	BBM456930A	<b>CT1075</b>
3 (BL) 	06/09 →	18	280	440	BBP356930A	<b>CT1076</b>






### 323

323 III (BF)  *right side	07/85 → 09/89	18	667	375	B1287F26	<b>CT2548</b>
323 VI (BJ)  *left side	09/98 → 05/04	21	587	340	B28C63620C	<b>DZ2003</b>
323 VI (BJ)  *right side	09/98 → 05/04	21	587	340	B28C62620B	<b>DZ2003</b>

 Make - Model - Type Application	 Production Period	 DØ    L    FI			 OEM Ref.	 Order Ref.
<b>5</b>						
5 (CW) 	09/10 →	21	506	720	C51363620A, C51362620A	<b>DT2005</b>
<b>6</b>						
6 	08/07 →	18	275	420	GS1D56930C	<b>CT1061</b>
6 (GG) 	06/02 →	18	287	450	GJ6E56930, GJ6A56930	<b>CT1099</b>
6 (GG, GY) 	08/02 →	18	580	510	GJ6J62620, GJ6J63620	<b>CT2372</b>
6 (GG, GY) SW 	07/02 → 2007	18	515	490	G21B62620A, G21B63620A	<b>CT2121</b>
6 (GH) 	08/07 →	21	496	635	GS1M63620C	<b>DT1053</b>
6 (GH) 	02/08 →	21	515	610	GS2A63620C	<b>DT2008</b>
6 (GJ, GH) 	12/12 →	18	507	620	GHP962620, GHP963620	<b>CT2078</b>
<b>626</b>						
626 V (GF)  *left side	05/97 → 10/02	21	610	570	GE4V63620D	<b>DZ2004</b>
626 V (GF)  *right side	05/97 → 10/02	21	610	570	GE4V62620D	<b>DZ2004</b>
626 V Station Wagon (GW) 	04/98 → 10/02	18	585	500	G14S63620, G14S63620B, G14S63620D	<b>CZ2017</b>
626 V Station Wagon (GW) 	02/98 → 10/02	18	586	500	G14S62620E, G14S62620, G14D6260C	<b>CZ2018</b>
<b>CX-9</b>						
CX-9 (TB)  *easyclose	01/08 →	18	440	775	8710NP000001, TD1262620D, TD1263620D	<b>CT1345</b>

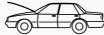
 Make - Model - Type Application	 Production Period	 DØ    L    FI			 OEM Ref.	 Order Ref.
CX-9 (TB)  <small>*without easyclose</small>	01/08 →	18	440	705	8710NP000002, TD1163620D, TD1162620D	<b>CT1346</b>
<b>MPV</b>						
MPV II (LW) 	09/99 → 08/00	21	619	660	LC6263620B, LC6263620C, LC6263620A	<b>DZ2005</b>
<b>MX-5</b>						
MX-5 III (MC) 	03/05 →	18	240	165	NF8056930B, NF7956930B	<b>CT1025</b>
MX-5 III (NC) 	03/05 → 12/14	18	247	185	NE5256930	<b>CT1029</b>
<b>PREMACY</b>						
PREMACY (CP) 	07/99 → 03/05	21	500	500	C100-63-620B, C100- 63-620, C100-63- 620C	<b>DZ2001</b>
<b>RX-8</b>						
RX-8 (SE17) 	10/03 →	18	232	305	FE1556930C	<b>CT1017</b>
<b>TRIBUTE</b>						
TRIBUTE (EP) 	03/00 → 05/08	18	455	200	EC01636B0D, 4095842, EC- 01626B0C, EC- 01636B0C, YL- 847842105BC	<b>CT1404</b>
TRIBUTE (EP) 	03/00 → 05/08	21	555	585	ECO162620D, 4551620, YL- 8Z78406A11BA, EC0162620F, EC0163620D, 4770700, 5T2478406A11BA	<b>DT2027</b>








 Make - Model - Type Application	 Production Period	 DØ    L    FI	 OEM Ref.	 Order Ref.
--	--	---	---	---

## MERCEDES - BENZ





### 190

190 / 190E (W201) 	10/82 → 08/93	18	788	280	0009802464, 0009802564, 0009803764	<b>CZ2030</b>
--	---------------	----	-----	-----	--	---------------


### A






A (W168) 	07/97 →	18	540	370	1689800164, 1689800964	<b>CT2225</b>
A (W168) 	02/01 →	18	540	400	1689801164	<b>CT2226</b>
A (W168)  *5	07/97 →	18	540	400	1689801264	<b>CT2226</b>
A (W169) 	09/04 →	18	497	430	1697400345	<b>CT1533</b>
A - CLASS (W176) 	06/12 →	18	527	390	1769800364, 1769800164, 1769800264	<b>CT2182</b>









### B

B (W245) 	03/05 →	21	547	460	1699800864, 1699800964	<b>DT2021</b>
B - CLASS (W246)  *left side, right side	11/11 →	18	520	540	Q1A2469800564, Q1A2469800264	<b>CT2144</b>
B - SERIES (W245) 	03/05 → 11/11	18	543	460	169 980 08 64, 169 980 07 64, 169 980 09 64	<b>CT2238</b>
B - SERIES (W246, W242) 	05/13 → 12/18	18	520	540	A 246 980 01 64, 246 980 01 64	<b>CT2145</b>



### C



















C (CL203) 	03/01 → 2006	18	582	460	2039800164	<b>CT2381</b>
--	--------------	----	-----	-----	------------	---------------






						
<b>Make - Model - Type Application</b>	<b>Production Period</b>	<b>DØ</b>	<b>L</b>	<b>F1</b>	<b>OEM Ref.</b>	<b>Order Ref.</b>

C (S202) 	03/96 → 03/01	18	484	450	2029800364	<b>CT1482</b>
C (S203) 	03/01 →	18	512	470	2037400045	<b>CT2107</b>
C (S204) 	08/07 →	18	475	510	2047400145	<b>CT1457</b>
C (W203) (S203) (CL203)  <small>*left side</small>	05/00 →	18	535	280	2038800429	<b>CZ2005</b>
C (W203) (S203) (CL203)  <small>*right side</small>	05/00 →	18	570	280	2038800029	<b>CZ2012</b>
C (W204) (S204) 	01/07 →	18	650	350	2049800064	<b>CT2533</b>
C - CLASS (W204, S204, W205), CLS (C218), E - CLASS (W212, S212, C207, A207) 	03/11 →	18	648	290	2048800029	<b>CT2525</b>
C - CLASS T-MODEL (S204), E T-MODEL (S212)  <small>*without automatic opening</small>	08/07 → 2014	18	479	580	A2127400045, A2049802264, A2049801164	<b>CT1466</b>
C - SERIES (W203) 	10/00 → 05/02	18	525	280	2038800429	<b>CT2172</b>
C - SERIES (W204) 	01/07 → 01/14	18	650	350	2048800029, 2049802164, 2079801264	<b>CT2534</b>
C - SERIES Coupe (CL203) 	05/02 → 05/08	18	582	460	2039800164	<b>CT2381</b>



**CITAN**

CITAN (415) 	11/12 →	18	390	300	4159800164, A4159800164	<b>CT1244</b>
CITAN Kombi (415) 	11/12 →	18	390	300	4159800164, A4159800164	<b>CT1244</b>





 <b>Make - Model - Type Application</b>	 <b>Production Period</b>	 <b>DØ L FI</b>			 <b>OEM Ref.</b>	 <b>Order Ref.</b>
<b>CLK</b>						
CLK (A208) 	03/98 → 03/02	18	365	500	A2087500136	<b>CT1211</b>
CLK (A208) (C208) 	06/97	18	450	490	2088800029	<b>CT1381</b>
<b>E</b>						
E (S210) 	06/96 → 03/03	27	325	1400	19808064	<b>FT1006</b>
E (S210) 	06/96 → 03/02	27	325	1400	19808064	<b>FT1006</b>
E (W210) (S210) 	05/95 → 03/03	18	460	535	2108800229	<b>CT1415</b>
E (W211) (S211) 	03/02 →	18	675	260	2118800029	<b>CT2566</b>
E - SERIES (W212) 	01/07 → 12/15	18	650	350	2048800029, 2079800564, 2049801364	<b>CT2534</b>
E - SERIES (W212) 	03/11 → 12/15	18	650	350	2048800029, 2049802164, 2079801264	<b>CT2534</b>
E - SERIES T-Model (S210) 	06/97 → 03/03	27	325	1400	0019808064, 0009800464, 00 980 04 64	<b>FT1007</b>
E - SERIES T-Model (S212) 	11/09 → 12/16	18	479	580	204 980 11 64, A 204 980 11 64, 212 740 00 45	<b>CT1466</b>
E Cabrio (A124) 	06/93 → 03/98	15	289	350	A1247500036	<b>BT1012</b>
E T-MODEL (SG211)  <small>*with automatic opening</small>	03/03 →	21	347	1300	G2119800364, G2119800464, AG2119800464	<b>DT1023</b>
<b>G</b>						
G - CLASS (W461, W463) 	02/90 →	18	810	280	0009808164, A0009808164	<b>CT2631</b>

				
<b>Make - Model - Type Application</b>	<b>Production Period</b>	<b>DØ</b> <b>L</b> <b>FI</b>	<b>OEM Ref.</b>	<b>Order Ref.</b>






**GL**




















GL - CLASS (X164)  *right side	09/06 →	18	532	355	1649800364	<b>CZ2003</b>
GL - CLASS (X164)  *left side	09/06 →	18	568	355	1649800464	<b>CZ2011</b>



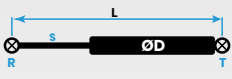


**GLK**







GLK (X204)  *without automatic opening	06/08 →	18	505	515	A2049801564	<b>CT2069</b>
GLK (X204)  *with automatic opening	06/08 →	18	505	485	A2049800764	<b>CT2070</b>
GLK - CLASS (X204)  *right side	06/08 →	18	587	300	2049800564, A2049800564, A2049801064	<b>CZ2019</b>
GLK - CLASS (X204)  *left side	06/08 →	18	610	300	2049800564, A2049800564	<b>CZ2023</b>

**M**








M (W164) 	07/05 →	18	533	330	1648800029	<b>CZ2004</b>
M (W164)  *without remote controll	07/05 →	21	560	725	1647400145	<b>DT2032</b>
M (W164) 	07/05 →	18	570	330	1648800129	<b>CZ2013</b>
M - CLASS (W163) 	02/98 → 06/05	21	235	850	1638800029	<b>DT1004</b>
M - CLASS (W163) 	02/98 → 06/05	18	640	510	1637400345	<b>CT2520</b>



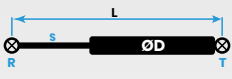


 <b>Make - Model - Type Application</b>	 <b>Production Period</b>	 <b>DØ L FI</b>			 <b>OEM Ref.</b>	 <b>Order Ref.</b>
M - CLASS (W166)  *left side	06/11 →	18	618	250	1666802464	<b>CT2488</b>
M - CLASS (W166) 	06/11 →	18	628	570	A1669801964, A1669802064	<b>CT2501</b>
M - SERIES (W166) 	06/11 → 12/15	18	600	200	1666802364, 1666802464	<b>CT2446</b>
M - SERIES (W166) 	06/11 → 12/15	18	618	270	1666802364	<b>CT2490</b>
<b>R</b>						
R (W251, V251) 	01/06 →	27	312	1450	2517400045	<b>FT1004</b>
R (W251, V251) L 	01/06 →	18	394	400	2518800129	<b>CZ1007</b>
R (W251, V251) R 	01/06 →	18	453	400	2518800229	<b>CZ1011</b>
<b>S</b>						
S (W220) 	10/98 → 08/05	18	397	295	2207500136	<b>CT1255</b>
S (W220) 	10/98 → 08/05	18	580	230	2208800329, A2208800329	<b>CT2378</b>
S (W221) 	10/05 →	15	297	240	2217500236	<b>BT1013</b>
S (W221) 	12/05 →	18	301	730	2218800329	<b>CZ1003</b>
S - CLASS (C215) 	03/99 → 03/06	18	687	270	2158800029	<b>CT2584</b>
S - CLASS (W220) 	10/98 → 08/05	18	580	230	2208800329, A2208800329	<b>CT2378</b>
<b>SL</b>						
SL (R129) 	03/89 → 10/01	15	242	325	A1299800664	<b>BT1007</b>

				
<b>Make - Model - Type Application</b>	<b>Production Period</b>	<b>ØD</b> <b>L</b> <b>F1</b>	<b>OEM Ref.</b>	<b>Order Ref.</b>





SL (R230) 	10/01 → 2006	18	324	700	2308800029	<b>CT1165</b>
SL (R230) 	03/06 → 01/12	18	324	795	A2309800364, 2308800329	<b>CT1166</b>
SL (R230)  <small>*from chassis F 109966 without remote controll</small>	10/01 → 2006	18	414	530	2309800164	<b>CT1301</b>
SL (R230)  <small>*from chassis F 109966 with remote controll</small>	10/01 → 2006	18	418	490	2309800264	<b>CT1307</b>
SL (R230)  <small>*up to chassis F 122820</small>	10/01 → 2006	18	333	650	2307500036	<b>CT1173</b>
SL (R231) 	01/12 →	18	411	635	A2319800364	<b>CT1293</b>

**SLK**


SLK (R170) 	04/96 → 04/04	18	350	440	1707500036	<b>CT1196</b>
SLK (R170) 	09/96 → 04/04	21	874	260	1708800229	<b>DZ2007</b>
SLK (R171) 	03/04 →	18	283	560	1717500036	<b>CT1088</b>
SLK (R171)  <small>*left side</small>	03/04 →	18	674	300	1718800129	<b>CT2562</b>
SLK (R171)  <small>*right side</small>	03/04 →	18	674	330	1719800164	<b>CT2563</b>
SLK (R172) 	02/11 →	18	409	400	1729800264, A1729800264	<b>CT1290</b>
SLK (R172) 	03/11 →	18	676	255	1729800064	<b>CT2568</b>

				
<b>Make - Model - Type Application</b>	<b>Production Period</b>	<b>DØ</b> <b>L</b> <b>F1</b>	<b>OEM Ref.</b>	<b>Order Ref.</b>



**V**

V (W638) 	02/96 →	26	772	630	6389800364	<b>ET2010</b>
V (W638) 	02/96 →	26	775	630	6389800364	<b>ET2011</b>
V (W638) 	02/96 →	26	775	530	6389800464	<b>ET2012</b>
V (W638) 	02/96 →	26	775	530	6389800464	<b>ET2012</b>






**VANEO**






VANEO (V414) 	02/02 →	18	695	640	4149800064	<b>CT2589</b>
---	---------	----	-----	-----	------------	---------------

**VIANO**


VIANO (W639) 	09/03 →	21	667	755	6399800364	<b>DT2071</b>
VIANO (W639) 	07/05 →	21	665	755	639 980 03 64, 639 980 01 64	<b>DT2070</b>

**VITO**


VITO  *without window	09/03 →	26	667	650	6399800064	<b>ET2001</b>
VITO (638) 	02/96 → 07/03	18	205	700	3000620, 9198745	<b>CZ1001</b>
VITO (638) 	02/96 →	26	772	630	6389800364	<b>ET2010</b>
VITO (638) 	02/96 →	26	775	530	6389800464	<b>ET2012</b>
VITO (W639) 	09/03 →	26	667	755	6399800364	<b>ET2002</b>

						
<b>Make - Model - Type Application</b>	<b>Production Period</b>	<b>DØ</b>	<b>L</b>	<b>F1</b>	<b>OEM Ref.</b>	<b>Order Ref.</b>


**MG  
METRO**


METRO 	→ 80	18	542	300	AFPI282	<b>CT2234</b>
--	------	----	-----	-----	---------	---------------

**ZR**


ZR 	06/01 →	18	600	360	BHE45001, BHE450030	<b>CT2435</b>
---	---------	----	-----	-----	------------------------	---------------


**ZS**

ZS 	07/01 →	18	515	445	BHE140010	<b>CT2119</b>
--	---------	----	-----	-----	-----------	---------------


ZS 	07/01 →	18	515	490	BHE140020	<b>CT2120</b>
---	---------	----	-----	-----	-----------	---------------


**ZT**

ZT 	06/01 →	18	314	370	BMH500010	<b>CT1149</b>
---	---------	----	-----	-----	-----------	---------------
















ZT / ZT-Tourer 	01 → 05	18	338	420	BKK500010	<b>CT1179</b>
---	---------	----	-----	-----	-----------	---------------






**ZT-T**

ZT-T 	10/01 →	18	398	180	BHE500070	<b>CT1256</b>
---	---------	----	-----	-----	-----------	---------------



ZT-T 	10/01 →	18	565	560	BHE500050	<b>CT2312</b>
---	---------	----	-----	-----	-----------	---------------





 Make - Model - Type Application	 Production Period	 DØ	L	FI	 OEM Ref.	 Order Ref.
<b>MINI</b>						
<b>CLUBMAN</b>						
CLUBMAN (R55)  <small>*tailgate</small>	10/07 →	18	386	160	51247167442	<b>CT1241</b>
<b>COUNTRYMAN</b>						
COUNTRYMAN (R60) 	06/10 →	18	294	510	51239802054	<b>CT1116</b>
COUNTRYMAN (R60) 	06/10 →	18	495	460	51249801386	<b>CT1522</b>
<b>COUPE</b>						
COUPE (R58) 	09/11 →	18	436	710	51242758742	<b>CT1335</b>
<b>MINI</b>						
MINI (R50, R53) 	06/01 → 07/08	18	577	270	717502, 3132706448500, A5123706448502	<b>CT2368</b>
MINI (R56) 	03/10 → 11/13	18	240	700	41626801258, 51237148864	<b>CT1024</b>
MINI / CLUBMAN / CABRIO (R55, R56, R57) 	10/06 →	18	240	700	51237148864	<b>CT1024</b>
MINI R56 	10/06 → 11/13	18	495	370	5124, 41626801258	<b>CT1525</b>
<b>ONE</b>						
ONE / COOPER 	06/01 →	18	497	330	41626801258	<b>CT1537</b>
ONE / COOPER / WORKS (R52) 	07/04 →	18	577	270	51237175020	<b>CT2369</b>

 <p><b>Make - Model - Type Application</b></p>	 <p><b>Production Period</b></p>	 <p><b>DØ</b>   <b>L</b>   <b>FI</b></p>	 <p><b>OEM Ref.</b></p>	 <p><b>Order Ref.</b></p>
---	---	--	--	--

**PACEMAN**

<p>PACEMAN (R61)</p> 	<p>04/12 →</p>	<p>18</p>	<p>294</p>	<p>510</p>	<p>51239802054</p>	<p><b>CT1116</b></p>
<p>PACEMAN (R61)</p> 	<p>04/12 →</p>	<p>18</p>	<p>495</p>	<p>475</p>	<p>51249808987</p>	<p><b>CT1529</b></p>

**ROADSTER**


<p>ROADSTER (R59)</p> 	<p>02/12 →</p>	<p>18</p>	<p>245</p>	<p>600</p>	<p>90000002245</p>	<p><b>CT1028</b></p>
<p>ROADSTER (R59)</p> 	<p>02/12 →</p>	<p>18</p>	<p>331</p>	<p>500</p>	<p>51242759034</p>	<p><b>CT1171</b></p>



Make - Model - Type Application



Production Period



DØ

L

FI





OEM Ref.







Order Ref.

## MITSUBISHI


### CARISMA

CARISMA (DA) 	07/95 →	18	570	490	MB927791	<b>CT2337</b>
CARISMA (DA) 	07/95 →	18	570	520	MR101555	<b>CT2338</b>

### COLT

COLT CZC (RG) 	05/06 → 2009	18	344	580	280149	<b>CT1182</b>
COLT IV (CAA) 	04/92 → 04/96	18	460	230	MR138596	<b>CT1414</b>
COLT VI  *2	06/04 → 2008	18	440	470	MR959243	<b>CT1344</b>
COLT VI  *4	06/04 → 2008	18	590	460	MR959247	<b>CT2410</b>




### GALANT

GALANT IV (E3A) GTI 16V 	11/88 → 12/92	18	650	460	MB926947	<b>CT2535</b>
--	---------------	----	-----	-----	----------	---------------

### LANCER

LANCER 	09/03 → 2008	18	473	540	MR991807, MR991808	<b>CT1452</b>
---	--------------	----	-----	-----	--------------------	---------------

### OUTLANDER

OUTLANDER I 	05/03 → 2006	18	473	540	MR991807, MR991808	<b>CT1452</b>
OUTLANDER II 	02/07 →	18	495	420	5802A008, 5802A007, 8731Q1	<b>CT1517</b>
OUTLANDER III 	08/12 →	18	532	460	5802A375, 5802A376	<b>CT2202</b>




\*without automatic opening



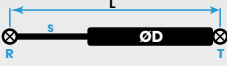


Make - Model - Type Application	Production Period	DØ    L    FI	OEM Ref.	Order Ref.

**PAJERO**

PAJERO SPORT (K90) 	1996 → 2008	21	468	610	MR526933	<b>DT1041</b>
---	-------------	----	-----	-----	----------	---------------


**SPACE**

SPACE RUNNER II (N6_W) 	1999 → 2003	21	742	400	MR415171, MR415172	<b>DT2088</b>
SPACE STAR (DG) 	06/98 →	18	555	450	MR248939, MR248940	<b>CT2294</b>
SPACE WAGON (N5 W) 	10/98 →	21	500	630	MR415173, MR415174	<b>DT2003</b>


 <p><b>Make - Model - Type Application</b></p>	 <p><b>Production Period</b></p>	 <p><b>DØ</b>   <b>L</b>   <b>FI</b></p>	 <p><b>OEM Ref.</b></p>	 <p><b>Order Ref.</b></p>
---	---	--	--	--






## MOSKWICZ

### 2141

2141 	86 → 98	18	502	400	21416306206	<b>CT2056</b>
---	---------	----	-----	-----	-------------	---------------


### 2335

2335 	→ 86	18	502	400	21416306206	<b>CT2056</b>
---	------	----	-----	-----	-------------	---------------


				
<b>Make - Model - Type Application</b>	<b>Production Period</b>	<b>DØ</b> <b>L</b> <b>F1</b>	<b>OEM Ref.</b>	<b>Order Ref.</b>

## NISSAN




### 350

350 Z ROADSTER (Z33) 	10/03 → 06/10	18	265	290	84430CE400	<b>CT1048</b>
---	---------------	----	-----	-----	------------	---------------


### 370

370 Z (Z34)  <small>*without parcel shelf</small>	06/09 →	18	500	270	904531EA0A, 904521EA1A, 904521EA0A, 904531EA1A	<b>CT2001</b>
--	---------	----	-----	-----	---	---------------


## ALMERA

ALMERA I Hatchback (N15) 	09/95 → 03/00	18	483	351	90450-0N000	<b>CZ1013</b>
ALMERA II (N16) 	03/00 → 2006	18	540	385	90450BM425, 90450BM400	<b>CT2227</b>
ALMERA TINO (V10) 	08/00 →	18	523	530	90450BU000	<b>CT2163</b>


## GT-R

GT-R (R35) 	02/09 →	18	270	300	84430JF02A	<b>CT1054</b>
---	---------	----	-----	-----	------------	---------------


## JUKE

JUKE (F15) 	06/10 →	18	648	260	904501KA1A, 904501KA2A	<b>CT2526</b>
---	---------	----	-----	-----	---------------------------	---------------






## KUBISTAR





KUBISTAR (X76) 	08/03 →	21	690	630	8465124, 7700303186, 9045000QAA, 7700308167	<b>DT2075</b>
---	---------	----	-----	-----	---	---------------

## MAXIMA






MAXIMA QX (A32) 	01/95 → 08/00	18	390	410	6547040U10, 6547140U10	<b>CT1246</b>
--	---------------	----	-----	-----	---------------------------	---------------

## MICRA

 Make - Model - Type Application	 Production Period				 OEM Ref.	 Order Ref.
--	--	--	--	--	---	---

MICRA (K11) 	1992 → 2002	18	550	290	904504F110, 904504F111	<b>CT2270</b>
MICRA (K12) 	01/03 →	18	500	360	90450AX000, 90451AX000, 90450AX610	<b>CT2036</b>
MICRA C+C 	05 → 10	21	380	745	90450BC10A	<b>DT1025</b>
MICRA IV (K13_) 	05/10 →	18	500	380	904513HN0A, 90450 1HB0A, 904503HN0A	<b>CT2037</b>


**MURANO**

MURANO (Z50) 	08/03 → 2008	18	525	555	90451CB80A, 90450CB80A	<b>CT2177</b>
MURANO (Z51) 	10/08 →	18	380	310	654711AA0A, 654711AA1A, 654701AA1A, 654701AA0A	<b>CT1236</b>
MURANO (Z51)  <small>*without automatic opening</small>	10/08 →	18	513	475	904501AA1A, 904511AA1A	<b>CT2115</b>
MURANO I (Z50) 	08/03 → 09/08	18	372	320	65470CB801	<b>CT1222</b>
MURANO II (Z51) 	01/10 → 09/14	18	380	310	654711AA0A, 654711AA1A, 654701AA1A	<b>CT1236</b>


**NADBUDÓWKA**






NADBUDÓWKA SAMOCHODU NISSAN 		18	440	175		<b>CT1351</b>
--	--	----	-----	-----	--	---------------

**NOTE**




NOTE (E11) 	03/06 →	18	590	435	904509U00A	<b>CT2412</b>
---	---------	----	-----	-----	------------	---------------

**NV200**


NV200 EVIALA 	07/10 →	21	796	760	904503LD0A, 904513LD0A, 90450JX30A, 904503LD5A, 90450JX00A	<b>DT2093</b>
---	---------	----	-----	-----	--	---------------

						
<b>Make - Model - Type Application</b>	<b>Production Period</b>	<b>DØ</b>	<b>L</b>	<b>FI</b>	<b>OEM Ref.</b>	<b>Order Ref.</b>


**PATHFINDER**

PATHFINDER (R50) 	9/97 → 12/04	18	480	135	904606W560, 904601W301	<b>CT1471</b>
PATHFINDER (R50) 	9/97 → 12/04	21	535	710	904501W302, 904501W312	<b>DT2015</b>
PATHFINDER (R51) 	03/05 →	21	495	830	90450EB31B, 90451EB31B, 90451EB31A	<b>DT1052</b>









**PIXO**

PIXO (UA0) 	06/09 →	18	378	300	81860M68K00, 81850M68K00	<b>CT1234</b>
---	---------	----	-----	-----	-----------------------------	---------------






**PRIMASTAR**



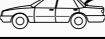





PRIMASTAR Panelvan/Van (X83) 	09/06 →	21	905	730	90451-00QAA, 90451-00QAA	<b>DT2098</b>
---	---------	----	-----	-----	-----------------------------	---------------

**PRIMERA**



PRIMERA (P10) EC4 	06/90 → 06/96	21	273	680	8443090J00	<b>DT1011</b>
PRIMERA (P10) EC4 	06/90 → 06/96	21	273	720	8443090J10	<b>DT1012</b>
PRIMERA (P10) EC4 	06/90 → 06/96	18	590	450	904523F200	<b>CT2413</b>
PRIMERA (P10) EC4 	06/90 → 06/96	18	590	410	904523F201	<b>CT2414</b>
PRIMERA (P10) EC4 	06/90 → 06/96	18	590	480	9045298J26, 904523F202	<b>CT2415</b>
*with additional STOP light						
PRIMERA (P11) EQ4 	06/96 → 03/02	18	314	420	844309F500, 844302F010	<b>CT1153</b>
PRIMERA (P11) EQ4 	06/96 → 03/02	18	314	465	844302F000	<b>CT1154</b>
PRIMERA (P11) EQ5 	06/96 → 03/02	21	520	665	904522F705, 904522F725, 904526F100	<b>DT2009</b>




 <b>Make - Model - Type Application</b>	 <b>Production Period</b>	 <b>DØ    L    FI</b>			 <b>OEM Ref.</b>	 <b>Order Ref.</b>
---	---	--	--	--	--	--

PRIMERA (P11) EQ5 	01/99 → 03/02	18	520	670	904529F725	<b>CT2153</b>
PRIMERA (P11) EQ5 	06/96 → 03/02	21	520	730	904522F715, 904526F126	<b>DT2010</b>
PRIMERA (P12) 	03/02 →	18	270	510	84430AV600	<b>CT1055</b>
PRIMERA (P12) 	07/02 →	18	527	575	90452AU200	<b>CT2192</b>
PRIMERA Hatchback (P12) 	04/03 →	18	525	570	90452-AU200	<b>CT2180</b>
PRIMERA TRAVELER (W10) 	07/90 → 03/98	21	559	330	9045079N02	<b>DT2029</b>
PRIMERA TRAVELER (WP11) 	04/98 → 07/02	21	527	660	904528F825	<b>DT2013</b>
PRIMERA TRAVELER (WP12) 	03/02 →	18	472	590	90452AV700	<b>CT1446</b>



**QASHQAI**

QASHQAI (J10, JJ10) 	02/07 →	18	515	365	90450JD01B	<b>CT2129</b>
QASHQAI +2 (JJ10E) 	08/08 →	18	502	375	90450EY10A	<b>CT2063</b>


**SERENA**



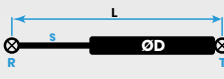


SERENA (C23M) LX 	11/92 →	21	769	475	904519C104	<b>DT2091</b>
---	---------	----	-----	-----	------------	---------------

**SUNNY**



SUNNY II TRAVELER (B12) 	06/86 → 06/91	18	765	235	9045055A10	<b>CT2629</b>
SUNNY III TRAVELER (Y10) 	06/91 → 03/00	21	600	325	9045073R00	<b>DT2046</b>






**TERRANO**

TERRANO II (R20) 	10/92 → 06	18	285	580	893020F600	<b>CT1096</b>
---	------------	----	-----	-----	------------	---------------

 <p><b>Make - Model - Type Application</b></p>	 <p><b>Production Period</b></p>	 <p><b>DØ</b>   <b>L</b>   <b>F1</b></p>	 <p><b>OEM Ref.</b></p>	 <p><b>Order Ref.</b></p>
---	---	--	--	--


**X-TRAIL**

<p>X-TRAIL (T30)</p> 	<p>06/01 → 03/07</p>	<p>18</p>	<p>535</p>	<p>410</p>	<p>90450EQ325, 90451EQ31A, 90451EQ30A, 90450EQ30A, 90450EQ300, 90450EQ31A, 90450EQ30I</p>	<p><b>CT2215</b></p>
<p>X-TRAIL (T31)</p> 	<p>09/07 → 2013</p>	<p>18</p>	<p>580</p>	<p>560</p>	<p>90450JG400, 90450JG40A, 90451JG400, 90451JG40A</p>	<p><b>CT2380</b></p>




 Make - Model - Type Application	 Production Period	 DØ L FI	 OEM Ref.	 Order Ref.
--	--	---	---	---

## OPEL



### ADAM

ADAM 	10/12 →	18	600	255	13352789	<b>CT2439</b>
---	---------	----	-----	-----	----------	---------------




### AGILA

AGILA  *right side	04/00 →	18	645	470	4705436, 4705684, 9210307, 9209569	<b>CZ2025</b>
AGILA  *left side	04/00 →	18	645	470	9210308, 4705437, 9209570, 4705685	<b>CZ2025</b>
AGILA (H00) 	02 → 07	18	643	475	8186083E10X10, 93193386, 8186084E00, 4708557	<b>CT2521</b>


### ANTARA






ANTARA 	05/06 →	18	431	320	96664104	<b>CT1324</b>
ANTARA 	05/06 →	18	585	510	4809275, 96830123, 96661403	<b>CT2387</b>










### ASCONA










ASCONA C 	09/81 → 10/88	18	507	350	90195260	<b>CT2079</b>
ASCONA C 	09/81 → 10/88	18	510	440	90158125	<b>CT2092</b>
ASCONA C 	09/81 → 10/88	18	510	390		<b>CT2093</b>



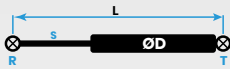


### ASTRA








ASTRA CLASSIC 	09/91 → 01/98	18	590	350	90341282	<b>CT2408</b>
--	---------------	----	-----	-----	----------	---------------

 <b>Make - Model - Type Application</b>	 <b>Production Period</b>	 <b>DØ    L    FI</b>			 <b>OEM Ref.</b>	 <b>Order Ref.</b>
---	---	--	--	--	--	--





ASTRA CLASSIC  <small>*without loudspeaker</small>	03/98 →	18	507	550	132720, 90341377	<b>CT2081</b>
ASTRA F  <small>*35</small>	09/91 → 01/98	18	590	350	90341282	<b>CT2408</b>
ASTRA F  <small>*with loudspeaker</small>	09/91 → 01/98	18	507	600	90341378, 132719	<b>CT2080</b>
ASTRA F  <small>*without loudspeaker</small>	09/91 → 01/98	18	507	550	13272, 90341377	<b>CT2082</b>
ASTRA F CABRIO (53 B) 	01/91 → 09/98	18	283	400	90486893, 176604	<b>CT1085</b>
ASTRA G  <small>*3 without OPC, ECO, SPORT, SRI version</small>	01/98 → 03/04	18	534	480	24411022	<b>CT2204</b>
ASTRA G  <small>*35 without OPC, ECO, SPORT, SRI version</small>	01/98 → 03/04	18	537	430	90521517	<b>CT2217</b>
ASTRA G 	01/98 → 03/04	18	565	500	132739, 90559245	<b>CT2313</b>
ASTRA G CABRIO 	03/01 → 10/05	15	375	180	0132531, 9199932	<b>BT1028</b>
ASTRA GTC J  <small>*3</small>	10/11 →	18	507	435	13284105	<b>CT2083</b>
ASTRA H 	03/04 →	18	424	450	132743, 24463829	<b>CT1314</b>

 <b>Make - Model - Type Application</b>	 <b>Production Period</b>	 <b>DØ L FI</b>			 <b>OEM Ref.</b>	 <b>Order Ref.</b>
ASTRA H GTC  *3 sport type	03/05 →	18	479	340	13220159, 132532	<b>CT1465</b>
ASTRA H KOMBI 	08/04 →	18	473	570	132757, 13122695	<b>CT1448</b>
ASTRA H Sedan (A04) 	01/09 → 05/14	18	265	470	93 304 730	<b>CT1049</b>
ASTRA H TWIN TOP 	09/05 →	18	405	480	13243589	<b>CT1271</b>
ASTRA H, H GTC, H TWIN TOP 	03/04 →	18	543	310	1180405, 24465295	<b>CT2236</b>
ASTRA J (P10) 	12/09 → 10/15	18	587	400	13258179	<b>CT2401</b>
ASTRA SPORTS TOURER (J) 	10/10 →	18	477	650	132081, 93867088	<b>CT1463</b>
<b>CALIBRA</b>						
CALIBRA 	03/90 → 08/97	18	568	430	90346469	<b>CT2324</b>
<b>CASCADA</b>						
CASCADA (W13) 	02/13 →	18	368	380	176546, 13437377, 13370050	<b>CT1217</b>
<b>COMBO</b>						
COMBO TOUR 	06/01 → 2011	21	598	700	5132267, 91163328	<b>DT2045</b>
COMBO TOUR (X12) 	02/12 →	21	796	720	132095, 95513442	<b>DT2092</b>
<b>CORSA</b>						
CORSA A 	09/82 → 03/93	18	613	560	90127136, 132694, 132712, 90119276	<b>CT2481</b>
CORSA A 	09/82 → 03/93	18	613	640	90138518, 90127138, 132695, 132714	<b>CT2482</b>




						
<b>Make - Model - Type Application</b>	<b>Production Period</b>	<b>DØ</b>	<b>L</b>	<b>F1</b>	<b>OEM Ref.</b>	<b>Order Ref.</b>

CORSA A 	09/82 → 03/93	21	613	620	132696, 132713, 90127137, 90138517	<b>DT2053</b>
CORSA B 	03/93 → 09/00	18	543	360	90481270	<b>CT2239</b>
CORSA B 	03/93 → 09/00	18	545	320	90481269	<b>CT2244</b>
CORSA B 	03/93 → 09/00	18	565	360	90388707	<b>CT2314</b>
CORSA C 	09/00 →	18	475	350	9114311	<b>CT1460</b>
CORSA D 	07/06 →	18	603	240	13182537, 176414	<b>CT2462</b>
CORSA D 	07/06 →	18	610	245	13182309, 176413	<b>CT2476</b>






**FRONTERA**

FRONTERA B 	10/98 → 2004	18	500	150	97211748, 132673	<b>CT2021</b>
FRONTERA B 	10/98 → 2003	18	500	135		<b>CT2022</b>
FRONTERA B (6B) 	10/98 → 2004	18	500	150	97211748, 132673	<b>CT2021</b>
FRONTERA B (U99) 	09/98 → 12/03	18	500	150	97211748, 132673	<b>CT2021</b>







**INSIGNIA**

INSIGNIA 	07/08 →	18	500	660	13246577, 176105, 176124	<b>CT2029</b>
INSIGNIA 	07/08 →	18	720	180	13252173, 1180016	<b>CT2605</b>
INSIGNIA SPORTS TOURER R 	07/08 →	21	661	800	176541, 13332885, 13278257, 132020	<b>DT2068</b>



\*with automatic opening

				
<b>Make - Model - Type Application</b>	<b>Production Period</b>	<b>DØ</b> <b>L</b> <b>FI</b>	<b>OEM Ref.</b>	<b>Order Ref.</b>


**KADETT**

KADETT E 	09/84 → 08/91	18	550	355	90159607	<b>CT2266</b>
KADETT E 	09/84 → 08/91	18	550	320	90191920	<b>CT2267</b>
KADETT E 	09/84 → 08/91	18	550	410	90191627	<b>CT2268</b>
KADETT E  <small>*up to chassis- J2502492 -JEI00000</small>	09/84 → 08/87	21	699	610	90159629, 132706	<b>DT2077</b>
KADETT E  <small>*up to chassis- J2502492 -JEI00000</small>	09/84 → 08/87	21	699	540	132734, 90196023	<b>DT2076</b>
KADETT E  <small>*from chassis J2502493- JEI00001-</small>	08/87 → 08/91	18	700	320	90241996, (90241995 without wiper)	<b>CT2593</b>



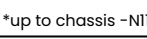
**MERIVA**






MERIVA 	05/03 →	18	540	540	5132262, 93386999	<b>CT2229</b>
MERIVA B 	06/10 →	21	482	700	13338367	<b>DT1043</b>



**MOKKA**

MOKKA 	06/12 →	18	618	370	95095594, 132111, 132112, 95095593	<b>CT2489</b>
--	---------	----	-----	-----	---------------------------------------	---------------


**OMEGA**

OMEGA A  <small>*from chassis N1145949-</small>	01/91 → 02/94	18	364	180	90275102, 176603	<b>CT1206</b>
OMEGA A  <small>*up to chassis -N1145948</small>	01/86 → 01/91	18	364	240	90275080, 176601, 176602, 90275073	<b>CT1207</b>
OMEGA A 	01/86 → 02/94	18	510	520	(90246620 without speakers), 90246621	<b>CT2096</b>



						
<b>Make - Model - Type Application</b>	<b>Production Period</b>	<b>DØ</b>	<b>L</b>	<b>F1</b>	<b>OEM Ref.</b>	<b>Order Ref.</b>

OMEGA B 	02/94 → 07/03	18	440	370	176605, 90379054	<b>CT1352</b>
OMEGA B 	02/94 → 07/03	18	510	620	90379081	<b>CT2104</b>



**RECORD**

RECORD B 	08/77 → 08/86	18	580	340	138682, 90043132	<b>CT2374</b>
---	---------------	----	-----	-----	------------------	---------------


**SENATOR**

SENATOR B  <small>*from chassis N1145949-</small>	01/91 → 09/93	18	364	180	90275102, 176603	<b>CT1206</b>
SENATOR B  <small>*up to chassis -N1145948</small>	09/87 → 01/91	18	364	240	90275080, 176602	<b>CT1207</b>


**SIGNUM**

SIGNUM 	05/03 → 2008	21	483	700	13191401, 9180256, 176609, 13247868	<b>DT1046</b>
SIGNUM 	05/03 →	18	650	310	1178224, 24454473	<b>CT2536</b>




**SINTRA**

SINTRA 	11/96 → 04/99	21	725	820	10400854, 132737, 132736, 10233372, 132729, 10400855	<b>DT2081</b>
---	---------------	----	-----	-----	--	---------------






**TIGRA**

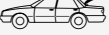








TIGRA  <small>*use old bracket on the left side</small>	07/94 → 12/00	18	828	355	90481180	<b>CT2632</b>
--	---------------	----	-----	-----	----------	---------------

**VECTRA**


VECTRA A 	91 → 09/95	18	473	570	90227934	<b>CT1449</b>
VECTRA A 	04/88 → 09/95	18	473	530	90227936	<b>CT1450</b>
VECTRA B 	10/95 → 04/02	21	250	850	1180402, 90463721	<b>DT1007</b>







 <b>Make - Model - Type Application</b>	 <b>Production Period</b>				 <b>OEM Ref.</b>	 <b>Order Ref.</b>
		<b>DØ</b>	<b>L</b>	<b>F1</b>		






VECTRA B  <small>*from chassis X1000001-</small>	10/95 → 04/02	15	305	45	90463253, 176387	<b>BT1017</b>
VECTRA B  <small>*5, up to chassis -W5999999</small>	10/95 → 98	18	469	560	90463749	<b>CT1434</b>
VECTRA B  <small>*from chassis X1000001-</small>	98 → 04/02	18	470	600	9152393	<b>CT1443</b>
VECTRA B 	10/95 → 04/02	18	568	540	90463781	<b>CT2331</b>
VECTRA C 	04/02 →	18	265	520	9177081, 176607	<b>CT1051</b>
VECTRA C  <small>*closed manually</small>	04/02 →	18	570	570	13101335, 132691	<b>CT2349</b>
VECTRA C 	04/02 →	18	650	310	1178224, 24454473	<b>CT2536</b>
VECTRA C GTS 	08/02 → 2008	18	475	640	, 176608, 09180255, 13241974, 0176608	<b>CT1462</b>
VECTRA C Station wagon 	12/05 → 08/08	18	570		132691, 13247867, 176537	<b>CT2350</b>

**VIVARO**

VIVARO 	08/01 →	21	905	730	91168256, 4414419	<b>DT2100</b>
---	---------	----	-----	-----	-------------------	---------------

**ZAFIRA**



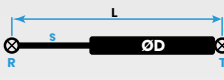


ZAFIRA 	04/99 →	21	545	630	132742, 90579440	<b>DT2020</b>
ZAFIRA B 	07/05 → 2010	21	505	610	132749, 13128759	<b>DT2004</b>
ZAFIRA TOURER C (P12) 	10/11 →	18	424	280	13349904, 1339528	<b>CZ1009</b>
ZAFIRA TOURER C (P12) 	10/11 →	18	485	660	13387067	<b>CT1498</b>

 <p>Make - Model - Type Application</p>	 <p>Production Period</p>	 <p>DØ    L    F1</p>	 <p>OEM Ref.</p>	 <p>Order Ref.</p>
--	--	---	---	---


# PAZ (ПАЗ)

## 3205


<p>3205</p> 		<p>18</p>	<p>450</p>	<p>340</p>	<p>21086308010</p>	<p><b>CT1377</b></p>
---	--	-----------	------------	------------	--------------------	----------------------


				
<b>Make - Model - Type Application</b>	<b>Production Period</b>	<b>DØ</b> <b>L</b> <b>F1</b>	<b>OEM Ref.</b>	<b>Order Ref.</b>


**PEUGEOT****1007**

1007 	04/05 →	18	565	315	8731L0, 9649587680, 8731J3	<b>CT2310</b>
---	---------	----	-----	-----	----------------------------	---------------


**106**

106 I 	01/91 → 04/96	18	600	310	9605478880, 873186, 9605478888, 873185	<b>CT2431</b>
--	---------------	----	-----	-----	--	---------------


106 II 	05/96 →	18	585	280	873191	<b>CT2384</b>
---	---------	----	-----	-----	--------	---------------

106 II 	05/96 →	18	685	180	792506	<b>CT2580</b>
---	---------	----	-----	-----	--------	---------------


**107**

107 	04/05 →	18	555	305	8731L0, 689500H020	<b>CT2285</b>
--	---------	----	-----	-----	--------------------	---------------


**2008**


2008 I (CU_) 	01/15 →	18	376	740	9678317180	<b>CT1227</b>
---	---------	----	-----	-----	------------	---------------


**205**


205 I, 205 II 	02/82 → 07/96	18	600	290	9256119680	<b>CT2436</b>
--	---------------	----	-----	-----	------------	---------------

**206**

206 	09/98 →	18	510	340	8731E6, 51023704	<b>CT2091</b>
--	---------	----	-----	-----	------------------	---------------

206 CC 	09/00 →	18	448	590	9637115080, 8731F2	<b>CT1371</b>
---	---------	----	-----	-----	--------------------	---------------

206 SEDAN 	03/07 →	18	404	260	8731L6	<b>CT1268</b>
--	---------	----	-----	-----	--------	---------------

206 SW 	07/02 →	18	525	140	8731G4, 9642210080	<b>CT2165</b>
---	---------	----	-----	-----	--------------------	---------------

\*i

<b>Make - Model - Type Application</b>	<b>Production Period</b>	<b>DØ</b> <b>L</b> <b>FI</b>	<b>OEM Ref.</b>	<b>Order Ref.</b>

206 SW 	07/02 →	18	580	535	9642209980, 8731G5	<b>CT2371</b>
------------	---------	----	-----	-----	--------------------	---------------

**207**

207 (WA, WC) 	02/06 →	18	505	330	8731L7	<b>CT2065</b>
207 CC (WD) 	02/07 →	18	631	455	8731S7	<b>CT2506</b>
207 SW (WK) 	06/07 →	15	435	105	8731P8	<b>BT1032</b>
207 SW (WK) 	06/07 →	18	505	490	8731P9, 8731Q0	<b>CT2066</b>

**208**

208 	03/12 →	18	469	430	7000210271C0, 9676494780	<b>CT1431</b>
208 I (CA_, CC_) 	03/12 →	18	467	435	9673083680, 9676494780, 1609616580	<b>CT1428</b>
208 I (CA_, CC_) 	03/12 →	18	469	430	7000210271C0, 7000510270E0, 1609616580	<b>CT1432</b>

**3008**



















3008 	06/09 →	18	450	395	9683207080, 8731T4	<b>CT1378</b>
----------	---------	----	-----	-----	--------------------	---------------






**305**

305 BREAK I, 305 BREAK II 	08/80 → 12/88	18	636	360	7920071833, 873148, 873149	<b>CT2514</b>
305 I, 305 II 	02/78 → 09/87	21	265	820	862G215, 925560798	<b>DT1009</b>


**306**

306 (7B, N3, N5) 	03/97 → 05/01	18	648	190	9638605280, 792509	<b>CT2523</b>
306 (A/B/C/E/D) 	03/93 → 04/01	18	650	190	962921958, 792509	<b>CT2528</b>










 Make - Model - Type Application	 Production Period	 DØ    L    FI			 OEM Ref.	 Order Ref.
306 (R22) 	06/94 → 04/01	18	285	290	9617046480, 8731A2	<b>CT1090</b>
306 (R22/C) 	06/94 → 04/01	18	600	360	9619988380, 9610016680, 873193	<b>CT2437</b>
306 BREAK (7E) 	05/97 → 04/01	18	624	400	9624450980, 8731E1	<b>CT2493</b>
306 CABRIO 	03/94 → 04/02	18	245	700	844842, 4406082000	<b>CT1026</b>
<b>307</b>						
307 (3A/C) 	08/00 → 11/07	18	458	430	792515	<b>CT1408</b>
307 Break (3E) 	03/02 → 12/09	18	491	600	8731F8, 9638605280	<b>CT1512</b>
<b>308</b>						
308 (4A, 4C) 	09/07 →	18	460	440	8731Q6	<b>CT1411</b>
308 II 	09/13 →	18	507	535	9807899380	<b>CT2077</b>
308 SW 	09/07 →	18	527	620	8731Q7	<b>CT2181</b>
308 SW 	09/07 →	18	585	150	8731Q5, 9683422380, 7000510264	<b>CT2386</b>
<b>309</b>						
309 II 	07/89 → 07/93	18	568	440	873178, 960376228	<b>CT2320</b>
309 II 1.9 GTI 	07/89 → 07/93	18	568	450	9603762380, 873179	<b>CT2321</b>
<b>4007</b>						
4007 	02/07 →	18	495	420	5802A008, 5802A007, 8731Q1	<b>CT1517</b>

						
<b>Make - Model - Type Application</b>	<b>Production Period</b>	<b>DØ</b>	<b>L</b>	<b>F1</b>	<b>OEM Ref.</b>	<b>Order Ref.</b>






**405**

405 I BREAK (15E), 405 II BREAK (4E) 	10/88 → 10/96	21	418	700	9601430480, 9612504980, 873183	<b>DT1031</b>
--	---------------	----	-----	-----	-----------------------------------	---------------


**406**

















406 (8B) 	11/95 → 05/04	18	445	250	8731.F0, 96 364 503 80, 8731.E9	<b>CT1359</b>
406 (8B) (8E/F) (8C) 	10/95 → 05/04	21	195	1100	792507	<b>DT1002</b>
406 (8B), 406 BREAK (8E/F)  	10/95 → 05/04	18	685	200	792510, 9630662480, 9628157780, 792508	<b>CT2581</b>
406 (8C) 	03/97 →	18	287	310	0347040, 8731C9	<b>CT1098</b>
406 (R24) 	04/99 → 05/04	18	444	250	9636450380, 8731E9	<b>CT1358</b>
406 (R24) 	10/95 → 12/98	18	490	250	9601430480, 9612504980, 8731A7	<b>CT1504</b>
406 BREAK (8E/F) 	10/96 →	18	560	550	8731C5, 9626771680	<b>CT2305</b>
406 Coupe 	01/99 → 10/00	21	195	1100	792507	<b>DT1002</b>






**407**



407 (6D) 	05/04 → 10	18	320	470	8731K4, 9656592980, 9647261480	<b>CT1160</b>
407 (6E)  	05/04 → 10	18	310	400	9656593180, 8731K5, 9647487880	<b>CT1141</b>
407 (6E) 	05/04 → 10	18	375	615	9647487680, 8731J6	<b>CT1224</b>
407 COUPE 	05/04 → 12/10	18	320	470	9650870280, 8731L2	<b>CT1160</b>

**5008**


5008 	06/09 →	18	590	590	8731V2	<b>CT2407</b>
---	---------	----	-----	-----	--------	---------------

 Make - Model - Type Application	 Production Period	 DØ    L    FI			 OEM Ref.	 Order Ref.
<b>504</b>						
504 BREAK 	06/74 → 06/83	18	600	450	792006265, 873143	<b>CT2438</b>
<b>505</b>						
505 	07/83 → 09/92	18	419	360	862214, 925234498	<b>CT1308</b>
505 BREAK 	07/83 → 09/92	18	640	470	873151	<b>CT2515</b>
<b>508</b>						
508 	11/10 →	18	477	100	8731W4, 7000510268B0	<b>CZ1012</b>
508 SW  <small>*without automatic opening</small>	11/10 →	18	550	715	8731W3	<b>CT2265</b>
<b>605</b>						
605 	01/94 → 12/98	21	195	860	792505, 960267398	<b>DT1003</b>
605 	01/94 → 12/98	18	408	310	8731A1, 9622165080	<b>CT1283</b>
<b>607</b>						
607 	02/00 →	18	500	400	8731F9, 8731G9	<b>CT2003</b>
607 (9D, 9U)  <small>*motorized tailgate up to chassis 009730</small>	01/00 → 09/10	18	445	400	8731H4	<b>CT1360</b>
607 (9D, 9U) 	02/00 → 2010	18	554	200	792516	<b>CT2284</b>
<b>806</b>						
806  <small>*from chassis 06945 up to chassis 07631</small>	11/95 → 10/97	18	610	560	8731C1	<b>CT2474</b>


				
<b>Make - Model - Type Application</b>	<b>Production Period</b>	<b>DØ</b> <b>L</b> <b>FI</b>	<b>OEM Ref.</b>	<b>Order Ref.</b>

806  <small>*up to chassis 06944</small>	06/94 → 11/95	18	627	570	8731A3	<b>CT2497</b>
806 	10/97 → 08/02	18	632	600	8731E5	<b>CT2509</b>


**807**

807 	06/02 →	18	631	510	8731G6	<b>CT2507</b>
--	---------	----	-----	-----	--------	---------------







**BIPPER**

BIPPER (AA) , TEPEE 	02/08 →	18	600	670	8731VO	<b>CT2440</b>
---	---------	----	-----	-----	--------	---------------


**EXPERT**

EXPERT 	01/07 →	21	700	1050	8731Q9	<b>DT2078</b>
---	---------	----	-----	------	--------	---------------

**PARTNER**

PARTNER 	07/96 →	18	700	670		<b>CT2594</b>
PARTNER Combispace (5_, G_) 	11/02 → 10/06	18	700	660	96 255 742 80, 8731.E0	<b>CT2597</b>
PARTNER TEPEE 	04/08 →	21	620	625	8731S0	<b>DT2054</b>
PARTNER TEPEE II  <small>*up to orga 11829</small>	04/08 →	18	543	200	8731V6	<b>CT2237</b>
PARTNER TEPEE II  <small>*from orga 11830</small>	04/08 →	18	563	140	8731R8	<b>CT2308</b>
PARTNER TEPEE II  <small>*without opened rear window</small>	04/08 →	21	620	580	8731R9	<b>DT2055</b>

**RCZ**

RCZ 	03/10 →	18	288	260	YM17341080	<b>CT1105</b>
--	---------	----	-----	-----	------------	---------------






Make - Model - Type Application



Production Period



DØ

L

FI



OEM Ref.



Order Ref.

## PORSCHE

### 718

718 BOXSTER (982)



04/12 →

18

205

530

981 512 551 02

CT1008

### 911

911 (991)



09/13 →

18

165

130

991 512 551 00,  
99151255101

CT1001

911 (993, 964)



07/89 → 09/97

18

305

370

99351133100

CT1136

911 (996)



10/01 → 08/05

18

258

280

99651255104

CT1044

911 (996), BOXTER (986)



09/97 → 08/05

18

226

560

99651155101

CT1013

911 (997) CARRERA



07/04 → 2011

18

240

380

99751155101

CT1021

911 (997) CARRERA



07/04 → 2011

18

314

330

99751255100

CT1150

911 , CARRERA, TURBO, TARGA



08/68 → 09/01

18

255

600

91151233102

CT1035

911 , CARRERA, TURBO, TARGA



08/68 → 09/01

18

255

370

91151233101

CT1036

### BOXSTER

BOXSTER (986)



09/96 → 2004

15

225

560

99651155101

BT1005

BOXSTER (987)



11/04 → 2011

18

195

500

98751255101

CT1004

BOXSTER (987)



07/04 → 2011

18

240

380

99751155101

CT1021

### CAYENNE

CAYENNE (92A)



06/10 →






18




633

490




7P5.827.550.A,  
958.512.550.00






CT2511

						
<b>Make - Model - Type Application</b>	<b>Production Period</b>	<b>DØ</b>	<b>L</b>	<b>F1</b>	<b>OEM Ref.</b>	<b>Order Ref.</b>

CAYENNE (955) 	09/02 →	18	226	790	7L5845587B, 95551252800	<b>CT1014</b>
CAYENNE (955) 	09/02 →	18	585	260	95551135900, 7L5823359	<b>CT2391</b>
CAYENNE II 	06/10 →	18	555	240	7P5823359, 95851135900	<b>CT2289</b>


**CAYMAN**

CAYMAN 	07/06 →	18	240	380	99751155101	<b>CT1021</b>
CAYMAN 	11/05 →	18	632	550	98751255107, 98751255104, 98751255103, 98751255106	<b>CT2510</b>
CAYMAN (987) 	02/09 → 12/12	18	240	380	99751155101	<b>CT1021</b>



				
<b>Make - Model - Type Application</b>	<b>Production Period</b>	<b>DØ</b> <b>L</b> <b>F1</b>	<b>OEM Ref.</b>	<b>Order Ref.</b>

## RENAULT











### AVANTIME

AVANTIME 	09/01 →	18	357	555	6025401711	<b>CT1200</b>
---	---------	----	-----	-----	------------	---------------


### CAPTUR






CAPTUR 	06/13 →	18	475	620	844301324R, 700021054000	<b>CT1458</b>
CAPTUR I (J5_, H5_) 	06/13 →	18	375	280	654709991R, 7000210539E0	<b>CT1225</b>


















### CLIO


















CLIO GRANDTOUR (KR0/i) 	02/08 →	18	469	580	8200583852	<b>CT1433</b>
CLIO GRANDTOUR IV 	01/13 →	18	435	750	844307620R	<b>CT1330</b>
CLIO I 	01/91 → 08/98	18	470	360	7700800311	<b>CT1437</b>
CLIO I BACCARA, ELLE, WILLIAMS 	01/91 → 08/98	18	475	420	7700810554	<b>CT1459</b>
CLIO II 	08/98 →	18	412	340	7700842256	<b>CT1295</b>
CLIO III (BR0/i, CR0/i) 	06/05 →	18	451	385	32062565, 8200299546	<b>CT1393</b>
CLIO III (BR0/i, CR0/i) 	05/05 →	18	451	385	8200299, 32062565	<b>CT1393</b>
CLIO IV 	11/12 →	18	470	510	844308661R	<b>CT1438</b>
CLIO IV, CLIO GRANDTOUR IV  	11/12 →	18	420	570	654703934R, 7000210535D0	<b>CT1310</b>






### ESPACE

ESPACE I (J11) 	01/88 → 03/91	18	600	510	6025006621	<b>CT2441</b>
---	---------------	----	-----	-----	------------	---------------


						
<b>Make - Model - Type Application</b>	<b>Production Period</b>	<b>DØ</b>	<b>L</b>	<b>F1</b>	<b>OEM Ref.</b>	<b>Order Ref.</b>

ESPACE I (J11)  *folding table	12/84 → 03/91	15	225	100	6025001988	<b>BT1006</b>
ESPACE II (J/S63_)  *folding table	01/91 → 10/96	15	185	100	6025100991, 6025312658	<b>BT1002</b>
ESPACE II (J63) 	04/91 → 11/93	18	525	560	6025101952	<b>CT2174</b>
ESPACE II (J63) 	11/93 → 11/96	18	545	530	6025106762	<b>CT2249</b>
ESPACE II (J63)  *folding table	04/91 → 11/96	15	185	100	6025100991	<b>BT1003</b>
ESPACE III (JE)  	11/96 → 10/02	15	447	130	6025306563	<b>BT1037</b>
ESPACE III (JE)  *without opened rear window	11/96 → 10/02	21	560	730	6025300735	<b>DT2030</b>
ESPACE III (JE)  	11/96 → 10/02	21	560	800	6025305941	<b>DT2031</b>
ESPACE IV (JK0) 	11/02 → 07/04	18	395	230	8200091749	<b>CT1249</b>
ESPACE IV (JK0) 	07/04 →	18	395	470	8200362400	<b>CT1250</b>
ESPACE IV (JK0)  	11/02 →	15	547	170	8200025105	<b>BT2004</b>
ESPACE IV (JK0)  *without opened rear window	11/02 →	21	730	700	8200021974	<b>DT2083</b>
ESPACE IV (JK0)  	11/02 →	21	730	760	8200021975	<b>DT2084</b>


 Make - Model - Type Application	 Production Period	 DØ L FI			 OEM Ref.	 Order Ref.
<b>EXPRESS</b>						
EXPRESS / RAPID (F4) 	07/85 → 03/98	18	673	440	7700807057	<b>CT2561</b>
<b>FLUENCE</b>						
FLUENCE (L30) 	02/10 →	18	300	650	904514876R	<b>CT1129</b>
<b>GRAND ESPACE</b>						
GRAND ESPACE III (JE) 	11/96 → 10/02	15	447	130	6025306563	<b>BT1037</b>
GRAND ESPACE III (JE) 	11/96 → 10/02	21	560	800	6025305941	<b>DT2031</b>
<b>GRAND</b>						
GRAND SCENIC III 	02/09 →	18	665	535	7000510524B0, 904510005R	<b>CT2546</b>
<b>GRAND SCÉNIC</b>						
GRAND SCÉNIC II (JM0/1_) 	04/04 → 11/08	15	365	135	8200130187	<b>BT1026</b>
GRAND SCÉNIC II (JM0/1_) 	04/04 → 11/08	18	520	625	8200174571, 8200377199, 8489348	<b>CT2147</b>
<b>KANGOO</b>						
KANGOO 	03/98 →	21	690	630	7700303186	<b>DT2073</b>
KANGOO (KC0/1_) 	08/97 →	21	690	630	7700303139	<b>DT2074</b>
KANGOO / GRAND KANGOO (KW0/1_) 	07/13 →	18	390	300	654706489R	<b>CT1245</b>
KANGOO EXPRESS 	03/98 →	21	690	630	7700303186	<b>DT2073</b>
KANGOO II 	02/08 →	18	833	560	8200497806	<b>CT2633</b>


						
<b>Make - Model - Type Application</b>	<b>Production Period</b>	<b>DØ</b>	<b>L</b>	<b>FI</b>	<b>OEM Ref.</b>	<b>Order Ref.</b>


**KOLEOS**


KOLEOS (HY) 	09/08 →	18	585	430	904505599R, 904513981R	<b>CT2394</b>
--	---------	----	-----	-----	---------------------------	---------------


**LAGUNA**


LAGUNA I (B56) 	03/94 → 03/01	18	595	470	7700829764, 7700842152, 7700842153, 7700823271	<b>CT2424</b>
---	---------------	----	-----	-----	---	---------------


LAGUNA I (B56)  *without side cover	03/94 → 03/01	18	595	450	7700846772	<b>CT2425</b>
--	---------------	----	-----	-----	------------	---------------

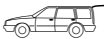
LAGUNA I (B56)  *with side cover	03/94 → 03/01	18	595	510	7700846773	<b>CT2426</b>
---	---------------	----	-----	-----	------------	---------------


LAGUNA I GRANDTOUR (K56)  *5 seats and 7 seats	03/94 → 04/98	18	473	590	7700838005	<b>CT1451</b>
---	---------------	----	-----	-----	------------	---------------


LAGUNA I GRANDTOUR (K56) 	93/94 → 03/01	15	502	125	7700838006	<b>BT2001</b>
---	---------------	----	-----	-----	------------	---------------






LAGUNA II (B74) 	03/01 →	18	513	535	8200000902	<b>CT2113</b>
--	---------	----	-----	-----	------------	---------------






LAGUNA II (B74) 	03/01 →	18	513	585	8200003020	<b>CT2114</b>
--	---------	----	-----	-----	------------	---------------

LAGUNA II GRANDTOUR (K74) 	03/01 →	18	534	480	8200000903	<b>CT2206</b>
--	---------	----	-----	-----	------------	---------------



LAGUNA II GRANDTOUR (K74)  *opened rear window	03/01 →	15	530	110	7703024021	<b>BT2002</b>
---	---------	----	-----	-----	------------	---------------

LAGUNA II GRANDTOUR (K74) 	03/01 →	18	535	425	8200025317	<b>CT2211</b>
--	---------	----	-----	-----	------------	---------------


 <b>Make - Model - Type Application</b>	 <b>Production Period</b>	 <b>DØ    L    FI</b>			 <b>OEM Ref.</b>	 <b>Order Ref.</b>
---	---	--	--	--	--	--

LAGUNA III (BT0/1) 	10/07 →	18	495	610	844300001R	<b>CT1524</b>
LAGUNA III GRANDTOUR (KTO/1) 	10/07 →	15	334	270	904600001R	<b>BT1021</b>
LAGUNA III GRANDTOUR (KTO/1)  <small>*without opened rear window</small>	10/07 → 2015	18	570	620	844300004R, 51051703	<b>CT2344</b>
LAGUNA III GRANDTOUR (KTO/1) 	10/07 →	18	570	670	844300004R	<b>CT2345</b>
LAGUNA MK III 	09/08 → 2015	18	505	300	7000510521C0, 844300006R	<b>CT2073</b>





**LATITUDE**






LATITUDE (L70) 	02/11 →	18	283	305	654700010R, 654700004R	<b>CT1086</b>
LATITUDE (L70) 	02/11 →	18	470	245	904520001R	<b>CT1440</b>





**LOGAN**

LOGAN II 	10/12 →	18	580	330	654713274R	<b>CT2376</b>
---	---------	----	-----	-----	------------	---------------






**MEGANE**











MEGANE CC (EZ0/1) 	06/10 →	21	391	880	904507914R	<b>DT1028</b>
MEGANE CLASSIC (LA0) 	09/96 → 09/03	18	300	410	7700838612	<b>CT1131</b>
MEGANE COACH.COUPÉ (DA0) 	09/96 → 11/02	18	180	480	7700838487	<b>CT1003</b>
MEGANE GRAND SCENIC II 	01/04 →	15	365	135	8200130187	<b>BT1026</b>

 <b>Make - Model - Type Application</b>	 <b>Production Period</b>	 <b>DØ    L    FI</b>			 <b>OEM Ref.</b>	 <b>Order Ref.</b>
---	---	--	--	--	--	--



MEGANE GRAND SCENIC II  <small>*without opened rear window</small>	06/03 →	18	520	625	8200174571, 8200377199, 8489348	<b>CT2149</b>
MEGANE GRAND SCENIC II 	06/03 →	18	545	500	8200119498	<b>CT2252</b>
MEGANE GRANDTOUR (KA0) 	03/99 → 09/03	18	465	425	7700418621	<b>CT1426</b>
MEGANE I 	10/96 → 02/99	18	165	650	7700848464	<b>CT1002</b>
MEGANE I (BA0) 	01/96 → 11/02	18	440	500	7700828451	<b>CT1349</b>
MEGANE I SALOON (BA0) 	03/99 → 11/02	18	440	520	7700421906	<b>CT1350</b>
MEGANE II (BM0, CM0) 	11/02 →	18	418	500	8200051750	<b>CT1305</b>
MEGANE II (EMO/i) 	04/08 →	18	445	490	E84827465A, 7701057303	<b>CT1366</b>
MEGANE II COUPE 	11/02 →	18	418	500	8200051750	<b>CT1306</b>
MEGANE II GRANDTOUR 	09/03 →	18	547	500	8200119498	<b>CT2256</b>
MEGANE II GRANDTOUR (KM0/i) 	08/03 → 2006	18	520	130	8200135264	<b>CT2150</b>
MEGANE II GRANDTOUR (KM0/i) 	08/03 → 2006	18	547	550	8200212598	<b>CT2257</b>
MEGANE II SEDAN (LM0/i) 	09/03 → 2009	18	345	350	8200119497	<b>CT1188</b>
MEGANE III (BZ0) 	11/08 →	18	431	600	904510001R	<b>CT1326</b>
MEGANE III (BZ0) (KZ0/i) (DZ0/i) (EZ0/i) 	11/08 → 2015	18	663	315	654710003R	<b>CZ2026</b>




 <b>Make - Model - Type Application</b>	 <b>Production Period</b>	 <b>DØ L FI</b>			 <b>OEM Ref.</b>	 <b>Order Ref.</b>
---	---	--	--	--	--	--






MEGANE III (DZ0/1) 	11/08 →	18	663	265	904510002R	<b>CT2544</b>
MEGANE III GRANDTOUR (KZ0/1) 	11/08 →	18	482	705	844300009R	<b>CT1478</b>
MEGANE SCENIC 95 	09/99 → 06/03	18	460	100	7700430022	<b>CT1417</b>
MEGANE SCENIC 95 	01/97 → 08/99	18	595	515	7700828454	<b>CT2427</b>
MEGANE SCENIC 95  <small>*without opened rear window</small>	09/99 → 06/03	18	595	485	7700434465	<b>CT2428</b>
MEGANE SCENIC II (JM) 	06/03 →	15	365	135	8200130187	<b>BT1026</b>
MEGANE SCENIC II (JM) 	06/03 →	18	520	640	8200119500	<b>CT2151</b>
MEGANE SCENIC II (JM)  <small>*without opened rear window</small>	06/03 → 2009	18	520	625	8200174571, 8200377199, 8489348	<b>CT2147</b>
MEGANE SCENIC TT 	09/99 → 06/03	18	595	515	7700828454	<b>CT2427</b>
MEGANE SCENIC TT  <small>*without opened rear window</small>	09/99 → 06/03	18	595	485	7700434465	<b>CT2428</b>

## MODUS

MODUS  <small>*two-part tailgate</small>	12/04 →	21	533	750	8200219323	<b>DT2014</b>
MODUS (F/JPO)  <small>*one piece tailgate</small>	12/04 →	18	532	515	8200219322	<b>CT2200</b>





## R

















R II 	12/86 → 90	21	431	740	7702149568	<b>DT1034</b>
---	------------	----	-----	-----	------------	---------------






 Make - Model - Type Application	 Production Period	 DØ    L    FI			 OEM Ref.	 Order Ref.
--	--	---	--	--	---	---

R 19 I (B/C53) 	11/88 → 04/92	18	502	400	7700786247	<b>CT2056</b>
R 19 I (B/C53), R 19 II (B/C53) 	11/88 → 12/95	18	505	520	7700786248	<b>CT2075</b>
R 19 I CHAMADE (L53) 	04/89 → 04/92	18	310	590	7700811570	<b>CT1145</b>
R 19 II (B/C53) 	04/92 → 12/95	18	500	500	7700818237	<b>CT2048</b>
R 19 II CHAMADE (L53) 	04/92 → 12/95	18	310	650	7700824817	<b>CT1146</b>
R 21 	05/89 → 04/94	18	677	400	7700795698	<b>CT2569</b>
R 21 NEVADA 	03/86 → 04/94	18	485	585	7700785587	<b>CT1494</b>
R 25 	09/86 → 02/93	18	270	540	7701033344	<b>CT1056</b>
R 25 	04/84 → 08/86	18	270	540	7700753540	<b>CT1057</b>
R SUPER 5 	01/85 → 06/91	18	700	200	7702144629	<b>CT2600</b>
R SUPER 5 BACCARA 	01/85 → 06/91	18	691	270	7700787749	<b>CT2587</b>

**SAFRANE**



SAFRANE I 	04/92 → 07/96	18	540	250	7700812193	<b>CT2232</b>
SAFRANE I (WITHOUT BACCARA VERSION) 	04/92 → 07/96	18	572	580	7700811019	<b>CT2352</b>
SAFRANE I BACCARA 	04/92 → 07/96	18	572	670	7700829825	<b>CT2353</b>
SAFRANE II 	08/96 → 12/00	18	540	250	7700812193	<b>CT2232</b>

 Make - Model - Type Application	 Production Period	 DØ L FI			 OEM Ref.	 Order Ref.
SAFRANE II 	08/96 → 12/00	18	573	530	7700413083	<b>CT2354</b>
SAFRANE II 	08/96 → 12/00	18	573	620	7700414002	<b>CT2355</b>
<b>SANDERO</b>						
SANDERO II 	01/13 →	18	470	400	7000210536A0, 904529943R	<b>CT1441</b>
SANDERO II 	01/13 →	18	580	330	654713274R	<b>CT2376</b>
<b>SCÉNIC</b>						
SCÉNIC I MPV (JA0/1_, FA0_) 	12/02 → 08/03	21	403	190	77 00 354 323	<b>DT1029</b>
SCÉNIC III (KZ0/i) 	02/09 →	18	265	355	654700008R	<b>CT1050</b>
SCÉNIC III (KZ0/i) 	02/09 →	18	523	600	7000510523BO, 904500004R	<b>CT2164</b>
SCÉNIC RX4 ALLROAD 	11/00 → 08/03	18	428	135	7700354322	<b>CT1321</b>
<b>TRAFIC</b>						
TRAFIC (FL, JL) 	03/01 →	21	905	730	8200162697	<b>DT2099</b>
<b>TWINGO</b>						
TWINGO (CN0) 	03/07 →	18	383	455	8200385560	<b>CT1237</b>
TWINGO I (C06) 	03/93 → 06/07	21	452	710	7700815135	<b>DT1036</b>
TWINGO III (BCM) 	09/15 →	18	507	330	904511881R, 904818604R	<b>CT2089</b>
<b>WIND</b>						
WIND (E4M_) 	07/10 →	18	663	520	90 45 200 02R	<b>CT2545</b>





						
<b>Make - Model - Type Application</b>	<b>Production Period</b>	<b>DØ</b>	<b>L</b>	<b>F1</b>	<b>OEM Ref.</b>	<b>Order Ref.</b>

## ROVER


### 100

100 (XP) 	11/89 → 12/98	18	552	410	GSA923, BHE39006	<b>CT2277</b>
100 (XP) 	11/89 → 12/98	18	552	370	BHE39005, GSA922	<b>CT2278</b>



### 200

200 (RF) 	03/85 → 10/95	18	600	360	BHE45001, BHE450030	<b>CT2435</b>
200 (XH, XW) WITHOUT GTI VERSION 	03/85 → 10/95	18	680	360	GSA925, BHE38025, GTS120	<b>CT2573</b>
200 (XH, XW) GTI 	03/85 → 10/95	18	680	360	BHE38017, GSA930, GTS122	<b>CT2572</b>
200 COUPE (XW) 	01/92 → 11/99	18	275	320	BMH38004, BMH38003	<b>CT1060</b>



### 25

25 (RF) 	10/99 →	18	600	360	BHE45001, BHE450030	<b>CT2435</b>
--	---------	----	-----	-----	---------------------	---------------


### 400


















400 (RT) 	05/95 → 03/00	18	515	445	BHE140010	<b>CT2119</b>
400 (RT) 	05/95 → 03/00	18	515	490	BHE140020	<b>CT2120</b>



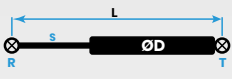


### 45

45 (RT) 	02/00 →	18	515	445	BHE140010	<b>CT2119</b>
45 (RT) 	02/00 →	18	515	490	BHE140020	<b>CT2120</b>

### 75











75 (RJ) 	02/99 →	18	314	370	BMH500010	<b>CT1149</b>
--	---------	----	-----	-----	-----------	---------------

 Make - Model - Type Application	 Production Period	 DØ    L    FI			 OEM Ref.	 Order Ref.
75 (RJ), 75 TOURER (RJ) 	02/99 →	18	338	420	BKK500010	<b>CT1179</b>
75 TOURER (RJ) 	08/01 →	18	565	560	BHE500050	<b>CT2312</b>
75 TOURER (RJ) 	08/01 →	18	398	180	BHE500070	<b>CT1256</b>
<b>800</b>						
800 (XS) 	01/92 → 02/99	18	513	350	BKK41003	<b>CT2111</b>
800 (XS)  <small>*up to chassis 230966</small>	10/86 → 10/92	18	570	530	BHM410040	<b>CT2333</b>
800 (XS)  <small>*from chassis 230967</small>	10/92 → 02/99	18	606	540	BHE41004, BHE41003	<b>CT2471</b>
<b>MAESTRO</b>						
MAESTRO 	84 → 93	18	507	436	BEP6628	<b>CT2085</b>
<b>METRO</b>						
METRO (XF) 	84 → 89	18	542	300	AFP1282	<b>CT2234</b>
METRO (XF) 	89 → 93	18	552	410	GSA923, BHE39006	<b>CT2277</b>
METRO (XF) 	89 → 93	18	552	370	BHE39005, GSA922	<b>CT2278</b>
<b>MINI</b>						
MINI METRO 	→ 80	18	542	300	AFP1282	<b>CT2234</b>
<b>STREETWISE</b>						
STREETWISE 	08/03 → 04/05	18	600	360	BHE450030	<b>CT2437</b>
STREETWISE 	89 → 93	18	600	360	BHE450030	<b>CT2437</b>




						
<b>Make - Model - Type Application</b>	<b>Production Period</b>	<b>DØ</b>	<b>L</b>	<b>F1</b>	<b>OEM Ref.</b>	<b>Order Ref.</b>






## SAAB


### 9-3

9-3 	03/05 →	27	399	1340	1277855, 12797509	<b>FT1009</b>
9-3 (YS3D)  <small>*with one spring</small>	02/98 → 09/02	18	523	480	5183017	<b>CT2162</b>
9-3 (YS3D) 	02/98 → 09/02	18	568	500	4854717, 4854733	<b>CT2322</b>
9-3 (YS3D) 	02/98 → 09/02	18	570	470	4858627	<b>CT2336</b>
9-3 (YS3D) CABRIO 	02/98 → 08/03	21	282	680	4854758, 4854741	<b>DT1014</b>
9-3 (YS3D) VIGGEN 	02/98 → 09/02	18	568	560	5022082	<b>CT2323</b>
9-3 (YS3F) 	09/02 →	18	568	500	4854717, 4854733	<b>CT2322</b>
9-3 (YS3F), 9-3 CONVERTIBLE (YS3F) 	09/02 →	18	740	290	127850021, 12785	<b>CT2622</b>
9-3 CONVERTIBLE 	09/02 →	18	739	290	12785021	<b>CT2621</b>
9-3 CONVERTIBLE (YS3F) 	08/03 →	18	318	380	1012831543, 12831	<b>CT1159</b>







### 9-5

9-5 (YS3E) 	09/97 →	18	280	550	4855094, 5360839, 5117015	<b>CT1078</b>
9-5 (YS3E) 	10/98 →	26	396	1550	4699260	<b>ET1001</b>
9-5 (YS3E) 		18	763	200		<b>CT2626</b>






 <b>Make - Model - Type Application</b>	 <b>Production Period</b>	 <b>DØ L FI</b>			 <b>OEM Ref.</b>	 <b>Order Ref.</b>
---	---	--	--	--	--	--






9-5 Station wagon (YS3E) 	03/02 → 12/09	18	765	200	12761582, 5360821, 4699260	<b>CT2627</b>
---	---------------	----	-----	-----	----------------------------	---------------






**900**

900 I COMBI COUPE 	11/78 → 09/93	18	500	650	9293580	<b>CT2004</b>
900 I COMBI COUPE 	09/78 → 06/84	18	500	600	9233727, 9231796	<b>CT2005</b>
900 II (YS3D) 	10/93 → 03/98	18	523	240	4323994	<b>CT2161</b>
900 II (YS3D)  <small>*with two springs</small>	10/93 → 03/98	18	525	240	4323994	<b>CT2166</b>
900 II (YS3D) 	10/93 → 03/98	18	570	420	4326468	<b>CT2334</b>
900 II (YS3D) 	10/93 → 03/98	18	570	520	4324307	<b>CT2335</b>






**9000**

9000 	09/84 → 05/98	15	547	225	9270240	<b>BT2003</b>
9000 CC  <small>*up to chassis -H1007931, -H8000099</small>	09/84 → 12/98	18	670	320	9253964	<b>CT2552</b>
9000 CC  <small>*up to chassis -H1007931, -H8000099</small>	09/84 → 12/98	18	670	345	6956262	<b>CT2553</b>
9000 CC  <small>*from chassis -H1007932, -H8000100</small>	09/84 → 12/98	18	700	400	6956288	<b>CT2591</b>
9000 CC  <small>*from chassis -H1007932, -H8000100</small>	09/84 → 12/98	18	700	345	6956270	<b>CT2592</b>



						
<b>Make - Model - Type Application</b>	<b>Production Period</b>	<b>DØ</b>	<b>L</b>	<b>F1</b>	<b>OEM Ref.</b>	<b>Order Ref.</b>

9000 CD 	04/85 → 12/98	18	226	100	6976369	<b>CT1012</b>
9000 CS  *from chassis -H1007932, -H8000100	09/84 → 12/98	18	490	610	4006078	<b>CT1505</b>
9000 CS  *from chassis -H1007932, -H8000100	09/84 → 12/98	21	492	660	4006060	<b>DT1051</b>
<b>99</b>						
99 	09/74 → 12/84	18	500	600	9233727, 9231796	<b>CT2005</b>
99 I COMBI COUPE 	03/76 → 06/80	18	500	600	9233727, 9231796	<b>CT2005</b>




				
<b>Make - Model - Type Application</b>	<b>Production Period</b>	<b>DØ</b> <b>L</b> <b>F1</b>	<b>OEM Ref.</b>	<b>Order Ref.</b>







**SEAT****127,**

127, FURA (025A) 	71 → 77	18	550	350	XO42977420	<b>CT2261</b>
127, FURA (025A) 	77 → 12/86	18	600	200	XO39401990	<b>CT2432</b>



**128**

128 	69 → 85	18	600	360	XO39440480	<b>CT2434</b>
--	---------	----	-----	-----	------------	---------------


**ALHAMBRA**



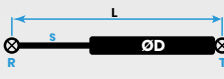


ALHAMBRA (7MS) 	08/00 →	18	452	350	7M3827550A	<b>CT1394</b>
ALHAMBRA (7MS) 	09/95 →	21	593	830	7M0827550G, 7M0827550F, 7M0827550D	<b>DT2043</b>
ALHAMBRA (7V8, 7V9) 	10/97 → 03/10	18	452	350	7M3827550A, 7M3823359A	<b>CT1394</b>
ALHAMBRA (7V8, 7V9) 	10/97 → 03/10	21	593	830	7M0827550G, 7M0827550F, 7M0827550D	<b>DT2043</b>
ALHAMBRA II (710) 	05/10 →	21	542	740	7N0827550	<b>DT2018</b>
ALHAMBRA II (710) 	10/10 →	18	552	295	7N0823359	<b>CT2280</b>

**ALTEA**



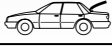


ALTEA (5P1) 	03/04 →	18	500	480	5P0827550A	<b>CT2013</b>
ALTEA XL (5P5, 5P8) 	10/06 →	18	420	510	5P8827550	<b>CT1309</b>

**AROSA**




AROSA (6H) 	01/97 →	18	500	320	8L0823359, 6X0827550A, 6X0827550	<b>CT2014</b>
---	---------	----	-----	-----	--	---------------

				
<b>Make - Model - Type Application</b>	<b>Production Period</b>	<b>DØ</b> <b>L</b> <b>FI</b>	<b>OEM Ref.</b>	<b>Order Ref.</b>







**CORDOBA**



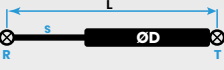


CORDOBA I (6K2/C2) 	02/93 → 06/99	18	285	330	6K5827550, W06K5827550	<b>CT1092</b>
CORDOBA I VARIO (6K5) 	09/96 → 06/99	18	500	480	6K0827550, 6K0827550A	<b>CT2013</b>
CORDOBA II (6K2) 	06/99 → 12/02	18	287	365	6K5827550C	<b>CT1101</b>
CORDOBA II VARIO (6K5) 	06/99 →	18	500	480	6K0827550, 6K0827550A	<b>CT2013</b>
CORDOBA III (6L2) 	09/02 →	18	285	600	6L5827550B	<b>CT1091</b>


**EXEO**

EXEO (3R2) 	12/08 → 05/13	21	298	700	8E5827552J, 8E5827552K	<b>DT1018</b>
EXEO (3R2) 	12/08 → 05/13	18	722	325	8E0823359A	<b>CT2608</b>
EXEO ST (3R5) 	06/09 →	18	488	510	6R9827550, 3R9827550	<b>CT1502</b>






**IBIZA**

IBIZA I (021A) 	06/84 → 12/93	18	696	220	XO39503120, XO39507910, SE021526200A	<b>CT2590</b>
IBIZA II (6K1) 	12/93 → 08/99	18	525	320	6K6827550, W06K6827550	<b>CT2176</b>
IBIZA III (6K1) 	08/99 → 02/02	18	527	350	6K6827550A	<b>CT2190</b>
IBIZA IV (6L1) 	02/02 →	18	500	470	6L6827550B	<b>CT2009</b>
IBIZA V (6J5) 	03/08 →	18	560	290	6J4827550B, 6J4827550	<b>CT2306</b>
IBIZA V SPORTCOUPE (6J1) 	07/08 →	18	452	455	6J3827550	<b>CT1395</b>


 Make - Model - Type Application	 Production Period	 DØ L FI			 OEM Ref.	 Order Ref.
--	--	---	--	--	---	---

IBIZA V ST (6J8) 	03/10 →	18	487	645	6J8827550B	<b>CT1500</b>
---	---------	----	-----	-----	------------	---------------


**LEON**

LEON (1M1) 	11/99 →	18	500	450	1M6827550A	<b>CT2030</b>
LEON (1M1) 	11/99 →	18	574	330	1M0823359A	<b>CT2358</b>
LEON (1P1) 	09/05 →	18	500	340	1P0827550A, 1P0827550	<b>CT2031</b>
LEON SC (5F5) 	02/13 →	18	483	440	5F3827550A	<b>CT1481</b>
LEON ST (5F8) 	08/13 →	18	590	540	5F9827550B	<b>CT2411</b>


**MALAGA**

MALAGA (023A) 	11/84 → 12/93	18	255	340		<b>CT1038</b>
--	---------------	----	-----	-----	--	---------------


**MARBELLA**

MARBELLA (028) 	08/86 → 10/98	18	549	240	SE028526200B, XO39553290	<b>CZ2007</b>
---	---------------	----	-----	-----	-----------------------------	---------------


**MII**






MII (KF1) 	10/11 →	18	362	390	1ST827550B	<b>CT1203</b>
--	---------	----	-----	-----	------------	---------------



**R281**

R281 	06/75 → 12/86	18	600	310	XO39303770	<b>CT2449</b>
---	---------------	----	-----	-----	------------	---------------






**RITMO**



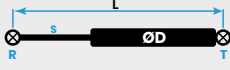


RITMO / RONDA (022A) 	07/83 → 11/88	18	600	540	XO39481770	<b>CT2450</b>
---	---------------	----	-----	-----	------------	---------------

				
<b>Make - Model - Type Application</b>	<b>Production Period</b>	<b>DØ</b> <b>L</b> <b>F1</b>	<b>OEM Ref.</b>	<b>Order Ref.</b>

RITMO / RONDA (02R2)  *3	78 → 07/83	18	600	200	XO39401990	<b>CT2432</b>
RITMO / RONDA (02R2) 	07/83 → 11/88	18	600	360	XO39462450, SE02252620A	<b>CT2434</b>


**TOLEDO**

TOLEDO I (1L) 	01/91 → 03/99	18	515	500	1L0827550, W1L0827550, 1L0827550A	<b>CT2130</b>
TOLEDO II (1M2) 	04/99 →	18	278	530	1M5827550B	<b>CT1072</b>
TOLEDO II (1M2) 	04/99 →	18	574	330	1M0823359A	<b>CT2358</b>
TOLEDO III (5P2) 	10/04 →	18	870	370	5P5827550	<b>CT2636</b>
TOLEDO III (5P2) 	05/06 → 05/09	18	870	240	5P5 827 550A, 5P5 827 550	<b>CT2637</b>





				
<b>Make - Model - Type Application</b>	<b>Production Period</b>	<b>DØ</b> <b>L</b> <b>F1</b>	<b>OEM Ref.</b>	<b>Order Ref.</b>

## SKODA





### CITIGO

CITIGO 	10/11 →	18	362	390	1ST827550B	<b>CT1203</b>
---	---------	----	-----	-----	------------	---------------




### FABIA

FABIA (6Y2) 	11/99 →	18	440	600	6Y0827550A	<b>CT1348</b>
FABIA (6Y3) 	04/01 →	18	278	490	6Y5827550A	<b>CT1069</b>
FABIA (6Y5) 	11/00 →	18	440	600	6Y0827550A	<b>CT1348</b>
FABIA II 	12/06 →	18	495	440	5J6827550B	<b>CT1523</b>


### FAVORIT



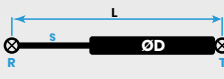


FAVORIT 	→ 10/93	18	510	420	441964920386	<b>CT2101</b>
FAVORIT 	→ 10/93	18	527	450	441964420486	<b>CT2186</b>
FAVORIT PICK-UP 	91 → 95	18	516	220	441564420066	<b>CT2135</b>
FAVORIT PICK-UP 	89 → 94	18	527	160		<b>CT2187</b>

### FELICIA

FELICIA 	10/94 → 03/98	18	527	450	6U0827551B, 6U0827551A, 441964420476	<b>CT2186</b>
FELICIA PICK-UP 	→ 94	18	527	220		<b>CT2188</b>
FELICIA VAN PLUS 	→ 94	18	700	325	441664420086	<b>CT2595</b>

### FORMAN

FORMAN 	→ 10/93	18	527	450	441964420486	<b>CT2186</b>
---	---------	----	-----	-----	--------------	---------------











				
<b>Make - Model - Type Application</b>	<b>Production Period</b>	<b>DØ</b> <b>L</b> <b>F1</b>	<b>OEM Ref.</b>	<b>Order Ref.</b>



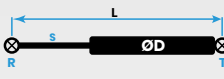


FORMAN PLUS 	→ 09/94	18	700	325	441664420076	<b>CT2596</b>
--	---------	----	-----	-----	--------------	---------------

**FURGON**






FURGON 	→	18	510	220		<b>CT2090</b>
---	---	----	-----	-----	--	---------------

**OCTAVIA**


OCTAVIA (1U2) 	09/96 → 09/00	18	492	470	1U6827550B, 1U6827550A, 1U6827550, 1U6827550C	<b>CT1514</b>
OCTAVIA (1U2) 	09/00 →	18	495	515	1U6827550F	<b>CT1526</b>
OCTAVIA (1U2) 	09/00 →	18	497	500	1U6827550E	<b>CT1536</b>
OCTAVIA (1U5) 	07/98	18	405	550	1U9827550A, 1U9827550B	<b>CT1276</b>
OCTAVIA (5E3) 	11/12 →	18	500	540	5E5827550A, 5E5827550	<b>CT2038</b>
OCTAVIA COMBI (5E5) 	11/12 →	18	660	500	5E9827550	<b>CT2543</b>
OCTAVIA II (1Z3) 	02/04 →	18	585	405	1Z5827550F, 1Z5827550B, 1Z5827550C, 1Z5827550E, 1Z5827550D, 1Z5827550	<b>CT2396</b>
OCTAVIA II (1Z5) 	02/04 →	18	490	480	1Z9827550	<b>CT1509</b>
OCTAVIA RS (1U2)  <small>*Rally Sport version</small>	09/00 →	18	495	550	1U6827550G	<b>CT1527</b>
OCTAVIA RS (1U2)  <small>*Rally Sport version</small>	09/00 →	18	495	565	1U6827550H	<b>CT1528</b>

				
<b>Make - Model - Type Application</b>	<b>Production Period</b>	<b>DØ</b> <b>L</b> <b>FI</b>	<b>OEM Ref.</b>	<b>Order Ref.</b>







**RAPID**






RAPID  *for number 5J0/8M0	07/12 →	18	520	535	5JA827550A	<b>CT2154</b>
RAPID  *for number 5J4/8M0	07/12 →	18	520	560	5JA827550	<b>CT2155</b>
RAPID  *for number 5J4/8M1	07/12 →	18	520	590	5JA827550B	<b>CT2156</b>
RAPID  *for number 5J8	07/12 →	18	520	635	5JA827550C	<b>CT2157</b>
RAPID SPACEBACK (NH1) 	07/12 →	18	540	420	5JJ827550A, 5JJ827550D, 5JJ827550C, 5JJ827550B	<b>CT2231</b>

**ROOMSTER**


ROOMSTER (5J) PRAKTIK (5J) 	09/06 →	18	420	600	5J7827550	<b>CT1312</b>
---	---------	----	-----	-----	-----------	---------------

**SUPERB**






SUPERB 	02/02 →	18	278	520	3B5827550E	<b>CT1071</b>
SUPERB (3T4) 	03/08 →	18	404	310	3T5827552	<b>CT1270</b>
SUPERB (3T4) 	03/08 →	18	538	650	3T5827550	<b>CT2221</b>
SUPERB (3U4) 	02/02 → 03/08	18	720	350	3U0823359	<b>CT2606</b>
SUPERB 3T4, SUPERB ESTATE (3T5) 	03/08 →	18	728	315	3T0823359	<b>CT2612</b>
SUPERB II (3T5) 	10/09 → 2015	18	600	580	3T9827550, 3T982755001S	<b>CT2451</b>

 <p><b>Make - Model - Type Application</b></p>	 <p><b>Production Period</b></p>	 <p><b>DØ</b>   <b>L</b>   <b>F1</b></p>	 <p><b>OEM Ref.</b></p>	 <p><b>Order Ref.</b></p>
---	---	--	--	--


**YETI**

<p>YETI (5L)</p> 	<p>05/09 →</p>	<p>18</p>	<p>522</p>	<p>490</p>	<p>5L6827550</p>	<p><b>CT2158</b></p>
--	----------------	-----------	------------	------------	------------------	----------------------




				
<b>Make - Model - Type Application</b>	<b>Production Period</b>	<b>DØ</b> <b>L</b> <b>F1</b>	<b>OEM Ref.</b>	<b>Order Ref.</b>


**SMART****CITY-COUPÉ**

CITY-COUPÉ (450) 	01/03 → 01/04	15	305	130	0000618V007, 113000013	<b>BT1015</b>
---	---------------	----	-----	-----	---------------------------	---------------




**FORFOUR**

FORFOUR 	01/04 → 06/06	18	532	360	A4547400145	<b>CT2199</b>
--	---------------	----	-----	-----	-------------	---------------


**FORTWO**






FORTWO COUPÉ 	01/07 →	18	445	90	A4519880004	<b>CT1365</b>
--	---------	----	-----	----	-------------	---------------

**ROADSTER**

ROADSTER 	04/03 →	18	300	240	0009223V, Q0009223V003, 0009223V005	<b>CT1133</b>
ROADSTER 	04/03 → 2006	18	435	170	Q0009235V005, Q0009235V004	<b>CT1332</b>
ROADSTER Coupe (452) 	04/03 → 11/05	18	435	170	Q0009235V005, Q0009235V004	<b>CT1332</b>



**SMART**

SMART (MC01) 	07/98 →	15	305	130	0000618V007, 113000013	<b>BT1016</b>
---	---------	----	-----	-----	---------------------------	---------------




						
<b>Make - Model - Type Application</b>	<b>Production Period</b>	<b>DØ</b>	<b>L</b>	<b>F1</b>	<b>OEM Ref.</b>	<b>Order Ref.</b>






## SSANGYONG

### KYRON

KYRON 	05/05 →	18	410	330	7115009000	<b>CT1291</b>
KYRON 	05/05 →	18	527	620	7145009000, 7146009000	<b>CT2181</b>



### REXTON

REXTON 	04/02 →	18	310	430	7115008100	<b>CT1147</b>
REXTON 	04/02 →	18	353	150	7143608100	<b>CT1197</b>
REXTON 	04/02 →	18	550	620	7140608110, 7141608110, 7140608100, 7141608100	<b>CT2272</b>


				
<b>Make - Model - Type Application</b>	<b>Production Period</b>	<b>DØ</b> <b>L</b> <b>F1</b>	<b>OEM Ref.</b>	<b>Order Ref.</b>

## SUBARU


### IMPREZA






IMPREZA (GD, GG) ESTATE 	12/00 → 2007	18	568	330	63269FE000	<b>CT2327</b>
IMPREZA (GF) ESTATE 	08/92 → 12/00	18	613	300	60315FA010, 60335FA120, 60335FA000, 60335FA100	<b>CT2483</b>

### JUSTY

JUSTY IV 	01/07 →	18	414	410	68950B1031, 68960B1031	<b>CT1300</b>
---	---------	----	-----	-----	---------------------------	---------------






### LEGACY

LEGACY V, OUTBACK 	09/09 →	18	510	365	57259AJ010	<b>CT2102</b>
--	---------	----	-----	-----	------------	---------------


						
<b>Make - Model - Type Application</b>	<b>Production Period</b>	<b>DØ</b>	<b>L</b>	<b>F1</b>	<b>OEM Ref.</b>	<b>Order Ref.</b>

## SUZUKI


### ALTO

ALTO (FF) 	09/04 → 12/08	18	580	209	81860-M76G2-0A000, 81860-M76G2-0A, 81860-A79G0-0	<b>CZ2015</b>
ALTO 5 (GF) 	01/09 →	18	378	300	81860M68K00, 81850M68K00	<b>CT1231</b>
ALTO I (SS80) 	06/82 → 12/85	18	670	360	81860M70F10000, 81850M76G20A, 81860M76G20A	<b>CT2554</b>
ALTO II (EC) 	01/86 → 11/93	18	670	360	81860M70F10000, 81850M76G20A, 81860M76G20A	<b>CT2554</b>
ALTO III (EF) 	09/94 → 06/02	18	670	360	81860M70F10000, 81850M76G20A, 81860M76G20A	<b>CT2554</b>



### BALENO

BALENO Station wagon (EG) 	03/97 → 05/02	18	500	420	81850-63G00-000, 81850-63G00-X10	<b>CZ2001</b>
--	---------------	----	-----	-----	-------------------------------------	---------------


### IGNIS

IGNIS II 	09/03 → 2008	18	550	280	8186086G00000, 8185086G00X10, 8185086G00000	<b>CT2269</b>
---	--------------	----	-----	-----	---	---------------


### JIMNY

















JIMNY 	81 → 87	18	465	113	81860A80100	<b>CT1425</b>
JIMNY SUV (SN) 	09/98 →	18	450	150	8180081812	<b>CT1384</b>






### SA310



SA310 (SWIFT) 	82 → 89	18	465	113	81860A80100	<b>CT1425</b>
--	---------	----	-----	-----	-------------	---------------






### SA413

SA413 (SWIFT) 	82 → 89	18	465	113	81860A80100	<b>CT1425</b>
--	---------	----	-----	-----	-------------	---------------

 Make - Model - Type Application	 Production Period	 DØ    L    FI			 OEM Ref.	 Order Ref.
<b>SAMURAI</b>						
SAMURAI (SJ) 	11/88 →	18	465	113	81860A80100	<b>CT1425</b>
SAMURAI SJ410 	09/81 → 12/88	18	465	113	81860A80100	<b>CT1425</b>
SAMURAI SJ413 	09/84 → 08/90	18	465	113	81860A80100	<b>CT1425</b>
<b>SIERRA</b>						
SIERRA (SAMURAI) 	82 → 89	18	465	113	81860A80100	<b>CT1425</b>
<b>SPLASH</b>						
SPLASH (EX) 	01/08 →	18	507	420	81850-51810, 81860-51810	<b>CT2088</b>
<b>SWIFT</b>						
SWIFT III (SG) 	02/05 → 10	18	439	410	8185062J00, 8180063811, 8180162811000	<b>CT1341</b>
SWIFT IV (FZ/NZ) 	09/10 →	18	510	270	8186068L00, 8185068L00	<b>CT2105</b>
<b>SX4</b>						
SX4 	06/06 →	18	445	420	8185079J00, 8186079J01, 8186079J00	<b>CT1368</b>
<b>VITARA</b>						
VITARA (ET, TA) 	07/88 → 03/98	18	557	135	9390085C00	<b>CT2303</b>
VITARA (ET, TA) 	07/88 → 03/98	18	587	100	8185185C00	<b>CZ2020</b>
<b>WAGON</b>						
WAGON + (MM)  *right side	05/00 →	18	645	470	8185083E10, 8185084E00	<b>CZ2025</b>



 <p><b>Make - Model - Type Application</b></p>	 <p><b>Production Period</b></p>	 <p><b>DØ</b>   <b>L</b>   <b>F1</b></p>	 <p><b>OEM Ref.</b></p>	 <p><b>Order Ref.</b></p>
---	---	--	--	--

<p>WAGON + (MM)</p>  <p>*left side</p>	<p>05/00 →</p>	<p>18</p>	<p>645</p>	<p>470</p>	<p>8186084E00, 8186083E10</p>	<p><b>CZ2025</b></p>
<p>WAGON R+ (MM)</p> 	<p>02 → 07</p>	<p>18</p>	<p>643</p>	<p>475</p>	<p>4705437, 4705436</p>	<p><b>CT2521</b></p>







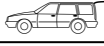

				
<b>Make - Model - Type Application</b>	<b>Production Period</b>	<b>DØ</b> <b>L</b> <b>FI</b>	<b>OEM Ref.</b>	<b>Order Ref.</b>

## TOYOTA


### AURIS



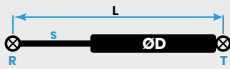


AURIS (NZE18, ZRE18) 	10/12 →	18	378	520	6895002120	<b>CT1232</b>
AURIS (ZE15, RE15) 	10/06 →	18	443	455	6896002081	<b>CT1357</b>


### AVENSIS

AVENSIS 	09/97 → 04/03	18	450	600		<b>CT1379</b>
AVENSIS (T22) 	09/97 → 10/00	18	498	540	6895009050	<b>CT1540</b>
AVENSIS (T25) 	04/03 → 2008	18	445	550	6895005060, 6895009150, 6896005072, 6894005072, 6896009100, 6896005060, 6896009090, 6895009140	<b>CT1362</b>
AVENSIS (T25) 	04/03 → 2008	18	485	565	6896009090, 6895009140	<b>CT1486</b>
AVENSIS (T27) 	02/09 →	18	440	530	6895005080	<b>CT1343</b>
AVENSIS (_T22_) 	09/97 → 10/00	18	500	540	68960-09080, 68950-09050, 68960-05040	<b>CT2015</b>
AVENSIS Station wagon (_T22_) 	09/97 → 10/00	18	450	600	68960-05050, 68950-05050	<b>CT1380</b>
AVENSIS VERSO (_M2_) 	08/01 → 11/09	18	433	560	68960-44080	<b>CZ1010</b>


### AYGO

AYGO 	07/05 →	18	555	305	689500H020, 689500H010	<b>CT2285</b>
---	---------	----	-----	-----	---------------------------	---------------


						
<b>Make - Model - Type Application</b>	<b>Production Period</b>	<b>DØ</b>	<b>L</b>	<b>FI</b>	<b>OEM Ref.</b>	<b>Order Ref.</b>

AYGO (B10) 	07/05 → 2014	18	517	295	8731LO, 689500H020, 689500H010	<b>CT2140</b>
---	--------------	----	-----	-----	-----------------------------------	---------------


**CAMRY**

CAMRY 	11/01 → 11/06	18	736	315	53440AA011	<b>CT2619</b>
--	---------------	----	-----	-----	------------	---------------


**CARINA**


CARINA E (T19) 	04/92 → 09/97	18	610	420	6895005010	<b>CT2475</b>
---	---------------	----	-----	-----	------------	---------------


**COMPACT**


COMPACT (E11) 	04/97 → 01/02	18	495	510	6896002010, 6895002020, 6895009090, 6896009060	<b>CT1519</b>
--	---------------	----	-----	-----	---	---------------


**COROLLA**


COROLLA 	04/97 → 01/02	18	495	500		<b>CT1520</b>
--	---------------	----	-----	-----	--	---------------


COROLLA (E12U) 	01/02 →	18	468	440	6895002040, 6896002030, 689600W170, 689500W170	<b>CT1430</b>
---	---------	----	-----	-----	---	---------------


COROLLA (_E11_) 	05/97 → 02/00	21	475	400	68960-19675, 68960-80057, 68960-19705	<b>DZ1002</b>
--	---------------	----	-----	-----	---	---------------

COROLLA COMPACT (E11) 	04/97 → 01/02	18	495	570	6896002010, 6895002020, 6895009090, 6896009060	<b>CT1521</b>
--	---------------	----	-----	-----	---	---------------



















COROLLA HATCHBACK (E11) 	04/97 → 01/02	18	495	510	6896002010, 6895002020, 6895009090, 6896009060	<b>CT1519</b>
--	---------------	----	-----	-----	---	---------------

















COROLLA LIFTBACK (E11) 	04/97 → 01/02	18	497	570	6896002010, 6895002020, 6895009090, 6896009060	<b>CT1534</b>
---	---------------	----	-----	-----	---	---------------






COROLLA Station wagon (_E11_) 	04/97 → 02/00	18	720	310	68950-80043	<b>CZ2028</b>
--	---------------	----	-----	-----	-------------	---------------

COROLLA Station wagon (_E11_) 	04/97 → 02/00	18	720	310	68960-19595	<b>CZ2028</b>
--	---------------	----	-----	-----	-------------	---------------




 <b>Make - Model - Type Application</b>	 <b>Production Period</b>	 <b>DØ L FI</b>			 <b>OEM Ref.</b>	 <b>Order Ref.</b>
COROLLA VERSO 	01/02 →	18	510	550	689600W091, 689500W101	<b>CT2097</b>
COROLLA VERSO (E12J) 	01/02 →	18	510	545	689600W091, 689500W101	<b>CT2098</b>
COROLLA VERSO (ZER, ZZE) 	03/04 →	18	530	545	689600F010, 689500F011, 689600F011, 689500F010, 689500F012, 689600F012	<b>CT2196</b>
COROLLA WAGON(E12J) 	01/02 →	18	434	585	689500W140, 689600W140	<b>CT1329</b>
<b>HILUX</b>						
HILUX III (KUN)  *with hardtop	08/05 →	15	318	160	6603025	<b>BT1020</b>
HILUX III (KUN) 	08/05 →	18	420	295	534400W230, 534500W190	<b>CT1311</b>
<b>IQ</b>						
IQ (GJ1, AJ1) 	01/09 →	18	338	365	689600W580, 689600W570	<b>CT1180</b>
<b>LAND</b>						
LAND CRUISER 100 	01/98 → 08/07	21	436	363	5345069026	<b>DT1035</b>
LAND CRUISER 120 	09/02 → 02/10	21	455	300	5345069075	<b>DT1038</b>
LAND CRUISER 150 (J15) 	03/09 →	18	527	260	534500W180, 534400W220	<b>CT2191</b>
LAND CRUISER G150 (JG15) 	03/09 →	15	434	120	689300W010	<b>BT1031</b>
LAND CRUISER G150 (JG15) 	03/09 →	15	465	120	689300W020	<b>BT1038</b>
<b>PICNIC</b>						
PICNIC (_XM1_) 	08/96 → 09/00	21	575	685	68960-44010	<b>DZ2002</b>

 Make - Model - Type Application	 Production Period	 DØ    L    FI			 OEM Ref.	 Order Ref.
<b>PREVIA</b>						
PREVIA (_R3_) 	02/00 → 02/06	18	637	530	68960-28220	<b>CZ2024</b>
<b>PRIUS</b>						
PRIUS 	08/03 → 2009	18	493	445	689500W251, 689600W240	<b>CT1515</b>
PRIUS III (ZVW3) 	06/08 →	18	502	450	689600Q010, 689600W531, 689500Q010, 689500W541	<b>CT2062</b>
<b>STARLET</b>						
STARLET (_P9_) 	01/96 → 10/99	18	590	300	68960-80050, 68960-19645	<b>CZ2021</b>
<b>VERSO</b>						
VERSO 	04/09 →	18	473	535	689600F031, 689500F031, 689500F030, 689600F030	<b>CT1454</b>
VERSO - S 	11/10 →	18	408	580	6895052361, 6896052381	<b>CT1287</b>
<b>YARIS</b>						
YARIS 	11/05 → 2011	18	430	370	689600D010, 689600D012, 689500D021, 689500D020, 689600D011, 689500D022	<b>CT1323</b>
YARIS (NLP13, NSP13, NCP13, KCP13) 	09/11 →	18	416	395	689600W620	<b>CT1303</b>
YARIS (SP90) 	04/99 → 2005	18	500	245	6895009110	<b>CT2055</b>
YARIS (_P13_) 	12/10 →	18	416	405	68950-0W640, 68960-0W620, 68950-0W660	<b>CT1302</b>
YARIS (_P1_) 	03/03 → 09/05	18	505	255	68950-59065, 68950-05925, 68950-09120	<b>CZ2002</b>

 <p><b>Make - Model - Type Application</b></p>	 <p><b>Production Period</b></p>	 <p><b>DØ</b>   <b>L</b>   <b>F1</b></p>	 <p><b>OEM Ref.</b></p>	 <p><b>Order Ref.</b></p>
---	---	--	--	--


## TWEKS (ТВЭКС)

### ВП-05


ВП-05 		18	450	340	21086308015	<b>CT1377</b>
--	--	----	-----	-----	-------------	---------------



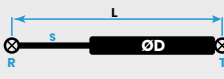


## UAZ

### 3160

3160 	→ 99	18	414	260	21216308015	<b>CT1297</b>
---	------	----	-----	-----	-------------	---------------


## PATRIOT

PATRIOT 3163 	08/05 →	18	502	250	12823101501	<b>CT2061</b>
---	---------	----	-----	-----	-------------	---------------



				
<b>Make - Model - Type Application</b>	<b>Production Period</b>	<b>DØ</b> <b>L</b> <b>Ff</b>	<b>OEM Ref.</b>	<b>Order Ref.</b>

# VAUXHALL









## ADAM






ADAM 	10/12 →	18	600	255	13352789	<b>CT2439</b>
---	---------	----	-----	-----	----------	---------------





## AGILA

AGILA  *right side	09/00 →	18	645	470	4705436, 4705684, 9210307, 9209569	<b>CZ2025</b>
AGILA  *left side	09/00 →	18	645	470	9210308, 4705437, 9209570, 4705685	<b>CZ2025</b>


## ASTRA

ASTRA CARAVAN Mk II  *up to chassis- J2502492 -JE100000	09/84 → 08/87	21	699	540	132734, 90196023	<b>DT2076</b>
ASTRA CARAVAN Mk II  *from chassis J2502493- JE100001-	08/87 → 08/91	18	700	320	90241996 (90241995 without wiper)	<b>CT2593</b>
ASTRA CARAVAN Mk III  *with loudspeaker	09/91 → 01/98	18	507	600	90341378, 132719	<b>CT2080</b>
ASTRA CARAVAN Mk III  *without loudspeaker	09/91 → 01/98	18	510	550	13272, 90341377	<b>CT2094</b>
ASTRA CARAVAN Mk IV 	01/98 → 03/04	18	565	500	132739, 90559245	<b>CT2313</b>
ASTRA MK II 	09/84 → 08/91	18	550	355	90159607	<b>CT2266</b>
ASTRA MK II 	09/84 → 08/91	18	550	320	90191920	<b>CT2267</b>
ASTRA MK II 	09/84 → 08/91	18	550	410	90191627	<b>CT2268</b>





 <b>Make - Model - Type Application</b>	 <b>Production Period</b>	 <b>DØ    L    FI</b>			 <b>OEM Ref.</b>	 <b>Order Ref.</b>
---	---	--	--	--	--	--

ASTRA MK III 	09/91 → 01/98	18	590	350	90341282	<b>CT2408</b>
ASTRA MK III (F) 	01/91 → 09/98	18	283	400	90486893, 176604	<b>CT1085</b>
ASTRA MK IV  <small>*3, without OPC, ECO, SPORT, SRI version</small>	01/98 → 03/04	18	534	480	24411022	<b>CT2204</b>
ASTRA MK IV  <small>*35, without OPC, ECO, SPORT, SRI version</small>	01/98 → 03/04	18	537	430	90521517	<b>CT2217</b>





**CALILBRA**






CALILBRA 	06/90 → 08/97	18	568	430	90346469	<b>CT2324</b>
---	---------------	----	-----	-----	----------	---------------


**CARLTON**

CARLTON CARAVAN MK II 	01/86 → 02/94	18	510	520	90246621 (90246620 without speakers)	<b>CT2096</b>
CARLTON CARAVAN MK II 	08/77 → 08/86	18	580	340	132682, 90043132	<b>CT2374</b>
CARLTON MK III  <small>*from chassis N1145949-</small>	01/91 → 03/94	18	364	180	90275102, 176603	<b>CT1206</b>
CARLTON MK III  <small>*up to chassis -N1145948</small>	09/86 → 01/91	18	364	240	90275080, 176601, 176602, 90275073	<b>CT1207</b>






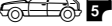
**CAVALIER**

CAVALIER MK II 	09/81 → 10/88	18	507	350	90195260	<b>CT2084</b>
CAVALIER MK II 	09/81 → 10/88	18	510	440	90158125	<b>CT2092</b>
CAVALIER MK II 	09/81 → 10/88	18	510	390		<b>CT2093</b>
CAVALIER MK III 	91 → 09/95	18	473	570	90227934	<b>CT1449</b>

 <b>Make - Model - Type Application</b>	 <b>Production Period</b>	 <b>DØ L FI</b>			 <b>OEM Ref.</b>	 <b>Order Ref.</b>
---	---	--	--	--	--	--

CAVALIER MK III 	04/88 → 09/95	18	473	530	90227936	<b>CT1450</b>
--	---------------	----	-----	-----	----------	---------------





## CORSA

CORSA MK I 	03/93 → 09/00	18	543	360	90481270	<b>CT2239</b>
CORSA MK I 	03/93 → 09/00	18	545	320	90481269	<b>CT2244</b>
CORSA MK I 	03/93 → 09/00	18	565	360	90388707	<b>CT2314</b>
CORSA MK II 	09/00 →	18	475	350	9114311	<b>CT1460</b>
CORSA MK III 	07/06 →	18	603	240	13182537	<b>CT2462</b>
CORSA MK III 	07/06 →	18	610	245	13182309	<b>CT2476</b>


## FRONTERA








FRONTERA MK II 	10/98 → 2003	18	500	135		<b>CT2022</b>
---	--------------	----	-----	-----	--	---------------






## INSIGNIA

INSIGNIA 	07/08 →	18	500	660	13332570, 13321298, 13246577	<b>CT2029</b>
INSIGNIA 	07/08 →	18	720	180	13252173, 1180016	<b>CT2605</b>
INSIGNIA SPORTS TOURER R  <small>*without automatic opening</small>	07/08 →	18	652	750	13247949, 176676	<b>CT2538</b>
INSIGNIA SPORTS TOURER R  <small>*with automatic opening</small>	07/08 →	21	661	800	176541, 13332885, 13278257, 132020	<b>DT2068</b>


## MERIVA

MERIVA 	05/03 →	18	540	540	5132262, 93386999	<b>CT2229</b>
---	---------	----	-----	-----	-------------------	---------------


 Make - Model - Type Application	 Production Period	 DØ    L    FI			 OEM Ref.	 Order Ref.
<b>NOVA</b>						
NOVA 	09/82 → 03/93	21	613	620	132696, 132713, 90127137, 90138517	<b>DT2053</b>
NOVA 	09/82 → 03/93	18	613	560	90127136, 132694, 132712, 90119276	<b>CT2481</b>
NOVA 	09/82 → 03/93	18	613	640	90138518, 90127138, 132695, 132714	<b>CT2482</b>
<b>OMEGA</b>						
OMEGA 	02/94 → 07/03	18	440	370	176605, 90379054	<b>CT1352</b>
OMEGA CARAVAN 	02/94 → 07/03	18	510	620	90379081	<b>CT2104</b>
<b>SENATOR</b>						
SENATOR  <small>*from chassis N1145949-</small>	01/91 → 09/93	18	364	180	90275102, 176603	<b>CT1206</b>
SENATOR  <small>*up to chassis -N1145948</small>	09/87 → 01/91	18	364	240	90275080, 176602	<b>CT1207</b>
<b>SIGNUM</b>						
SIGNUM 	05/03 → 2008	21	483	700	13191401, 9180256, 176609, 13247868	<b>DT1046</b>
SIGNUM 	05/03 →	18	650	310	1178224, 24454473	<b>CT2536</b>
<b>SINTRA</b>						
SINTRA 	09/96 → 04/99	21	725	820	, 10400854, 132737, 132736, 10233372, 132729, 10400855	<b>DT2081</b>
<b>TIGRA</b>						
TIGRA  <small>*use old bracket on the left side</small>	07/94 → 12/00	18	828	355	90481180	<b>CT2632</b>

				
<b>Make - Model - Type Application</b>	<b>Production Period</b>	<b>DØ</b> <b>L</b> <b>F1</b>	<b>OEM Ref.</b>	<b>Order Ref.</b>



**VECTRA**

VECTRA MK I  *from chassis X1000001-	10/95 → 04/02	15	305	45	90463253, 176387	<b>BT1017</b>
VECTRA MK I  *5, up to chassis -W5999999	10/95 → 98	18	469	560	90463749	<b>CT1434</b>
VECTRA MK I  *from chassis X1000001-	35887	18	470	600	9152393	<b>CT1443</b>
VECTRA MK I, VECTRA CARAVAN MK I 	10/95 → 04/02	21	250	850	1180402, 90463721	<b>DT1007</b>
VECTRA MK II 	04/02 →	18	265	520	9177081, 176607	<b>CT1051</b>
VECTRA MK II  *closed manually	04/02 →	18	570	570	13101335, 132691	<b>CT2351</b>
VECTRA MK II GTS  *sport type	08/02 → 2008	18	475	640	, 176608, 09180255, 13241974, 0176608	<b>CT1462</b>
VECTRA MK II, VECTRA CARAVAN MK II 	04/02 →	18	650	310	1178224, 24454473	<b>CT2536</b>



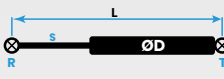


**VIVARO**

VIVARO 	08/01 →	21	905	730	91168256, 4414419	<b>DT2100</b>
---	---------	----	-----	-----	-------------------	---------------

**ZAFIRA**



ZAFIRA 	04/99 →	21	545	630	132742, 90579440	<b>DT2020</b>
ZAFIRA MK II 	07/05 →	21	505	610	132749, 13128759	<b>DT2004</b>






				
<b>Make - Model - Type Application</b>	<b>Production Period</b>	<b>DØ</b> <b>L</b> <b>F1</b>	<b>OEM Ref.</b>	<b>Order Ref.</b>

## VOLKSWAGEN






### AMAROK

AMAROK  *with hardtop	09/10 →	18	445	220	2H782755001, C160419	<b>CT1361</b>
AMAROK 	09/10 →	18	525	150	STRT0017	<b>CT2170</b>



### BEETLE

BEETLE 	04/11 →	18	678	630	5C5827550A	<b>CT2570</b>
BEETLE 	10/11 →	18	684	550	5C5827550	<b>CT2578</b>
BEETLE CABRIOLET (5C7) 	12/12 →	18	345	400	5C3827550	<b>CT1187</b>

### BORA

BORA (1J) 	10/98 →	18	500	350	8L0823359, 1J0823359	<b>CT2007</b>
BORA (1J2) 	10/98 →	18	278	490	3B5827550A	<b>CT1069</b>
BORA (1J2) 	03/00 → 05/05	18	278	500	8D5 827 550F, 8D5 827 550C, 3B5 827 550	<b>CT1070</b>
BORA VARIANT (1J6) 	05/99 →	18	500	500	1J6827550	<b>CT2016</b>
BORA Variant (1J6) 	09/01 → 05/05	18	500	520	1J6 827 550 C, 1J6 827 550, 1J6 827 550 E	<b>CT2017</b>

### CADDY

CADDY I (14) 	01/82 → 95	18	500	220	147827550	<b>CT2018</b>
CADDY III 	08/10 →	18	361	540	1T0823359D	<b>CT1201</b>

<b>Make - Model - Type Application</b>	<b>Production Period</b>	<b>DØ</b> <b>L</b> <b>FI</b>	<b>OEM Ref.</b>	<b>Order Ref.</b>

CADDY III (2KA, 2KH) 	03/04 →	18	404	460	1T0823359A, 1T0823359	<b>CT1269</b>
CADDY III (2KA, 2KH) 	03/04 →	21	720	870	2K0827550A, 2K0827550	<b>DT2080</b>
CADDY III (2KB, 2KJ) 	03/04 →	18	404	460	1T0823359A, 1T0823359	<b>CT1269</b>
CADDY III (2KB, 2KJ) 	03/04 →	21	720	870	2K0827550A, 2K0827550	<b>DT2080</b>
CADDY MAXI 	2008 →	18	404	460	1T0823359A, 1T0823359	<b>CT1269</b>
CADDY MAXI 	2008 →	21	720	870	2K0827550A, 2K0827550	<b>DT2080</b>

**CC**

CC (358) 	11/11 → 12/16	18	690	380	3C8 823 359	<b>CT2585</b>
--------------	---------------	----	-----	-----	-------------	---------------

**CORRADO**

CORRADO (53I) 	08/88 → 12/95	18	640	390	535827550A	<b>CT2519</b>
-------------------	---------------	----	-----	-----	------------	---------------

**EOS**

EOS 	03/06 →	18	500	375	1Q0827550B, 1Q0827550A	<b>CT2020</b>
EOS 	03/06 →	18	735	300	1Q0823359	<b>CT2618</b>






**FOX**















FOX (5Z1) 	10/03 →	18	463	360	5Z6827550B	<b>CT1422</b>
---------------	---------	----	-----	-----	------------	---------------






**GOLF**









GOLF I (17) 	04/74 → 07/83	18	500	480	171827550A	<b>CT2024</b>
GOLF II (19E) 	06/84 → 10/91	18	500	280	1918827550A	<b>CT2025</b>

\*from chassis  
6314422/5370348




 <b>Make - Model - Type Application</b>	 <b>Production Period</b>	 <b>DØ    L    FI</b>			 <b>OEM Ref.</b>	 <b>Order Ref.</b>
---	---	--	--	--	--	--

GOLF II (19E)  <small>*up to chassis 19E780000</small>	08/83 → 06/84	18	500	270	1918827550	<b>CT2026</b>
GOLF III (1E7) 	07/93 → 05/98	21	175	700	1E0827550, 1E0827550B	<b>DT1001</b>
GOLF III (1H1)  <small>*FE.OA5 Restyling</small>	11/91 → 08/97	18	500	350	1H6827550A, 1H6827550	<b>CT2027</b>
GOLF III CABRIO (1E7) 	01/98 → 01/01	18	500	350	8L0823359	<b>CT2007</b>
GOLF III CABRIO (1E7)  <small>*from chassis 1E1K010830</small>	01/01 → 02/02	18	500	440	8J0823359C	<b>CT2028</b>
GOLF III VARIANT (1H5) 	07/93 → 04/99	18	585	360	1H9827550A	<b>CT2393</b>
GOLF IV (1J) 	08/97 → 98	18	500	350	8L0823359, 1J0823359	<b>CT2007</b>
GOLF IV (1J1) 	08/97 → 10/03	18	500	500	1J6827550	<b>CT2016</b>
GOLF IV (1J5) 	08/97 →	18	500	500	1J9827550, 1J6827550C	<b>CT2016</b>
GOLF IV Variant (1J5) 	05/99 → 06/01	18	500	350	8J0823359, 6X0827550, 1J0823359	<b>CT2007</b>
GOLF V (1K1) 	10/03 →	18	450	535	1K6827550D	<b>CT1382</b>
GOLF V (1K1) 	10/03 → 07/08	18	450	535	1K6827550F, 1K6827550D, 1K6827550E	<b>CT1383</b>
GOLF V (1K1), GOLF V (1K5) VARIANT 	10/03 → 07/08	18	730	250	1K0823359A	<b>CT2614</b>
GOLF V (1K5) VARIANT 	06/07 → 06/09	18	527	420	1K9827550A	<b>CT2189</b>




						
<b>Make - Model - Type Application</b>	<b>Production Period</b>	<b>DØ</b>	<b>L</b>	<b>F1</b>	<b>OEM Ref.</b>	<b>Order Ref.</b>











GOLF V PLUS (5M1) 	01/05 →	18	480	550	5M0827550, 5M0827550A	<b>CT1470</b>
GOLF VI 	10/08 →	18	439	550	5K6827550B	<b>CT1340</b>
GOLF VI 	10/08 →	18	728	265	5K0823359D	<b>CT2611</b>
GOLF VI Cabrio (517) 	03/11 → 05/16	18	258	370	5K7 827 550A, 5K7 827 550B	<b>CT1045</b>
GOLF VII 	11/12 →	18	519	530	5G6827550D	<b>CT2142</b>
GOLF VII 	11/12 →	18	530	500	5G6827550C	<b>CT2197</b>
GOLF VII 	11/12 →	18	779	285	5G0823359	<b>CT2630</b>
GOLF VII KOMBI (BA5) 	05/13 →	18	548	520	5G9827550	<b>CT2259</b>






**JETTA**

JETTA III (1K2) 	08/05 →	21	300	710	1K5827550C	<b>DT1020</b>
JETTA III (1K2) 	08/05 →	18	730	250	1K0823359A	<b>CT2614</b>
JETTA IV (162) 	06/10 →	18	489	110	5C6827550	<b>CT1503</b>


**LUPO**

LUPO (6X, 6E) FSI, TDI  <small>*from chassis 6E1010000</small>	11/00 →	18	500	365	6E0827550B	<b>CT2032</b>
LUPO (6X, 6E) GTI  <small>*from chassis 6E1010000</small>	04/98 →	18	500	365	6E0827550B	<b>CT2032</b>
LUPO (6X, 6E) GTI, FSI, TDI 	04/98 →	18	500	190	6X0823359B	<b>CT2033</b>











 <b>Make - Model - Type Application</b>	 <b>Production Period</b>	 <b>DØ L FI</b>			 <b>OEM Ref.</b>	 <b>Order Ref.</b>
LUPO (6X, 6E) WITHOUT GTI, FSI, TDI  <small>*from chassis 6X1049578</small>	11/00 →	18	479	300	6X0823359C	<b>CT1467</b>
LUPO (6X, 6E) WITHOUT GTI, FSI, TDI 	04/98 → 11/00	18	500	280	6X0823359A, 6E0827550C	<b>CT2034</b>
LUPO (6X, 6E) WITHOUT GTI, FSI, TDI 	04/98 → 11/00	18	500	350	8L0823359, 6X0827550A, 6X0827550	<b>CT2007</b>
<b>MULTIVAN</b>						
MULTIVAN V 	04/03 →	26	755	1080	7H0827550B	<b>ET2007</b>
MULTIVAN VI (SGF, SGM, SGN, SHM, SHN) 	04/15 →	18	390	360	7H0823359C, 7H0823359A, 7H0823359B	<b>CT1247</b>
<b>NADBUDÓWKA</b>						
NADBUDÓWKA SAMOCHODU VW 		18	585	200		<b>CT2395</b>
NADBUDÓWKA SAMOCHODU VW 		18	685	200		<b>CT2582</b>
<b>NEW BEETLE</b>						
NEW BEETLE (9C) 	01/98 →	18	600	330	1C0827550A, 1C0827550D, 1C0827550C, 1C0827550B	<b>CT2447</b>
NEW BEETLE (9C) 	01/98 →	18	680	270	1C0823359C, 1C0823359D, 1C0823359B	<b>CT2576</b>
NEW BEETLE CONVERTIBLE (1Y7) 	09/02 →	18	201	250	1Y0827550D, 1Y0827550F, 1Y0827550B	<b>CT1005</b>
<b>PASSAT ALLTRACK</b>						
PASSAT ALLTRACK (365)  <small>*left side with automatic opening</small>	01/12 →	18	453	460	3AF827550C, 3AF827550A	<b>CT1397</b>
PASSAT ALLTRACK (365) 	01/12 →	18	734	320	3AA823359A	<b>CT2617</b>

				
<b>Make - Model - Type Application</b>	<b>Production Period</b>	<b>DØ</b> <b>L</b> <b>FI</b>	<b>OEM Ref.</b>	<b>Order Ref.</b>






**PASSAT CC**


PASSAT CC 	06/08 →	18	690	380	3C8823359	<b>CT2586</b>
--	---------	----	-----	-----	-----------	---------------

**PASSAT**




PASSAT III VARIANT (35I) 	02/88 → 05/97	18	515	500	333827550, 3A9827550	<b>CT2126</b>
PASSAT IV (3B2) 	08/96 → 11/00	18	278	490	3B5827550	<b>CT1069</b>
PASSAT IV (3B2) (3B5) 	08/96 → 11/00	18	722	280	3B0823359, 3B0823359B	<b>CT2609</b>
PASSAT IV VARIANT (3B5) 	06/97 → 11/00	18	500	470	3B9827550	<b>CT2009</b>
PASSAT V (3B3) 	09/00 →	18	278	520	3B5827550E	<b>CT1071</b>
PASSAT V (3B3) (3B6) 	09/00 →	18	722	280	3B0823359B	<b>CT2609</b>
PASSAT V VARIANT (3B6) 	09/00 →	18	500	500	1J6827550, 1J6827550C	<b>CT2016</b>
PASSAT VI (3C2) 	03/05 →	18	375	390	3C5827550A, 3C5827550B, 3C5827550C	<b>CT1226</b>
PASSAT VI (3C2), (3C5) 	03/05 →	18	730	380	3C0823359, 3C0823359A	<b>CT2615</b>
PASSAT VI VARIANT (3C5) 	08/05 →	18	450	550	3C9827550A, 3C9827550	<b>CT1386</b>
PASSAT VII (362) B7 	08/10 →	18	367	420	3AE827550A	<b>CT1216</b>
PASSAT VII (362) B7, PASSAT VII VARIANT (365) B7 	08/10 →	18	734	320	3AA823359A	<b>CT2617</b>
PASSAT VII VARIANT (365) B7 	08/10 →	18	453	580	3AF827550B	<b>CT1398</b>

\*without automatic opening










 <b>Make - Model - Type Application</b>	 <b>Production Period</b>	 <b>DØ L FI</b>			 <b>OEM Ref.</b>	 <b>Order Ref.</b>
---	---	--	--	--	--	--






PASSAT VII VARIANT (365) B7  <small>*left side with automatic opening</small>	08/10 →	18	453	460	3AF827550C, 3AF827550A	<b>CT1397</b>
--	---------	----	-----	-----	---------------------------	---------------







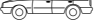
## PHAETON

PHAETON (3D2) 	04/02 →	18	334	610	3D0823359C	<b>CT1176</b>
PHAETON (3D2)  <small>*with automatic opening</small>	04/02 →	18	344	450	3D5827550C	<b>CT1183</b>
PHAETON (3D2)  <small>*without automatic opening</small>	04/02 →	18	344	565	3D5827550B	<b>CT1184</b>




## POLO

POLO (6N1) 	10/94 → 10/99	18	431	380	6N0827550A	<b>CT1327</b>
POLO (6N2) 	10/99 → 09/01	18	431	380	6N0827550A	<b>CT1327</b>
POLO (6N2) 	10/99 → 09/01	18	585	250	6N0823359	<b>CT2397</b>
POLO (6R_) 	06/09 →	18	525	325	6R6827550A	<b>CT2179</b>
POLO (86C)  <small>*from chassis X1000001-</small>	07/90 → 09/94	18	507	550	867827550D	<b>CT2087</b>
POLO (86C) 	05/86 → 07/90	18	515	550	867827550C	<b>CT2127</b>
POLO (86C) 	10/81 → 04/86	18	515	550	867827550, 7827550A	<b>CT2128</b>
POLO (9N) 	10/01 →	18	500	380	6Q6827550	<b>CT2039</b>
POLO (9N) 	10/01 →	18	500	400	6Q6827550A, 6Q6827550	<b>CT2040</b>






 <b>Make - Model - Type Application</b>	 <b>Production Period</b>	 <b>DØ    L    FI</b>			 <b>OEM Ref.</b>	 <b>Order Ref.</b>
---	---	--	--	--	--	--

POLO (9N) 	10/01 →	18	500	310	6Q0823359, 6Q0823359A	<b>CT2041</b>
POLO (9N_) 	01/02 → 05/07	18	500	380	, 6Q6 827 550C, 6Q0 827 550C	<b>CT2042</b>
POLO (9N_) 	01/02 → 05/07	18	500	310	6Q0 823 359A, 6Q0 823 359C, 6Q6 823 359	<b>CT2043</b>
POLO CLASSIC (6KV5) 	02/97 → 09/01	18	285	330	6K5827550A	<b>CTI092</b>
POLO CLASSIC (6V2) 	12/95 → 09/01	18	287	365	6K5827550C	<b>CTI101</b>
POLO IV SEDAN 	09/02 → 2009	18	255	600	6Q5827550B, 6Q5827550A	<b>CTI041</b>
POLO VARIANT (6KV5) 	04/97 → 09/01	18	500	480	6K0827550, 6K0827550A	<b>CT2013</b>



















## SCIROCCO

SCIROCCO (137) 	09/08 →	18	457	320	1K8827550A	<b>CTI407</b>
SCIROCCO II (53B) 	08/80 → 07/92	18	500	460	533827550A, 533827550	<b>CT2049</b>
SCIROCCO III (53B) 	08/87 → 07/92	18	500	460	533827550A	<b>CT2049</b>













## SHARAN






SHARAN (7M) 	08/00 →	18	452	350	7M3827550A	<b>CTI394</b>
SHARAN (7M) 	09/95 → 07/00	21	593	830	7M0827550G, 7M0827550F, 7M0827550D	<b>DT2043</b>
SHARAN (7M) 	08/00 →	21	593	830	7M0823359G	<b>DT2043</b>
SHARAN (7M8, 7M9, 7M6) 	09/97 → 03/10	18	452	350	7M3827550A	<b>CTI394</b>
SHARAN II (7N) 	05/10 →	21	542	740	7N0827550	<b>DT2018</b>





 Make - Model - Type Application	 Production Period	 DØ    L    FI			 OEM Ref.	 Order Ref.
SHARAN II (7N) 	10/10 →	18	552	295	7N0823359, 7N0823359	<b>CT2280</b>
<b>TIGUAN</b>						
TIGUAN 	09/07 →	18	495	500	5N0827550A	<b>CT1531</b>
TIGUAN 	09/07 →	18	513	475	5N0827550D	<b>CT2117</b>
<b>TOUAREG</b>						
TOUAREG (7LA) 	10/02 → 05/10	18	315	550	7L6845587, 7L6845587A	<b>CT1157</b>
TOUAREG (7LA) 	10/02 →	18	538	125	7L6823359B	<b>CT2222</b>
TOUAREG II (7P5) 	01/10 →	18	593	605	7P6823359, 7P6827550	<b>CT2419</b>
TOUAREG II (7P5) 	06/10 →	18	655	320	7P6823359	<b>CT2540</b>
<b>TOURAN</b>						
TOURAN (1T1, 1T2) 	02/03 → 12/06	18	404	460	1T0823359A, 1T0823359	<b>CT1269</b>
TOURAN (1T1, 1T2) 	02/03 → 2010	21	506	770	1T0827550D, 1T0827550E, 1T0827550B, 1T0827550C, 1T0827550A	<b>DT2006</b>
TOURAN (1T3) 	05/10 → 05/15	21	490	910	1T0827550H	<b>DT1050</b>
TOURAN II (1T3) 	05/10 → 2015	18	361	540	1T0823359D	<b>CT1201</b>
TOURAN II (1T3) 	05/10 → 2015	21	490	910	1T0827550H	<b>DT1050</b>
<b>TRANSPORTER</b>						
TRANSPORTER IV 	05/98 → 04/03	15	285	300	7D0823359A	<b>BT1010</b>


Make - Model - Type Application	Production Period	DØ L F1	OEM Ref.	Order Ref.

TRANSPORTER T3  <small>*M308 hydro lift version from chassis 25C102001 - 25N015000</small>	05/79 → 07/92	18	515	300	251829331B, 251829332	<b>CT2131</b>
TRANSPORTER T3 	05/79 → 07/92	18	515	300	251829331, 251829331A	<b>CT2132</b>
TRANSPORTER T4  <small>* („Trim“ version) up to chassis 70N151781</small>	01/90 → 07/92	21	567	830	701829331J	<b>DT2035</b>
TRANSPORTER T4 	07/92 →	21	567	460	701829331T	<b>DT2036</b>
TRANSPORTER T4  <small>*up to chassis 70N151781</small>	01/90 → 07/92	21	570	660	701829331F	<b>DT2039</b>
TRANSPORTER T4  <small>*up to chassis 70N151781</small>	01/90 → 07/92	21	570	750	701829331G	<b>DT2040</b>
TRANSPORTER T4  <small>*without M308 hydro lift version</small>	01/90 → 07/92	21	570	910	701829331H	<b>DT2041</b>
TRANSPORTER T4 (S) 	07/92 →	26	686	710	701829331Q	<b>ET2003</b>
TRANSPORTER T4 (S)  <small>*from chassis 70N151782</small>	07/92 →	26	686	770	701829331R	<b>ET2004</b>
TRANSPORTER T4 (S)  <small>*from chassis 70N151782 with wiper and athermal window</small>	07/92 →	26	686	910	701829331AB	<b>ET2005</b>
TRANSPORTER T4 (S)  <small>*from chassis 70N151782 with wiper and athermal window</small>	07/92 →	26	686	830	701829331S	<b>ET2006</b>
TRANSPORTER T5  <small>*Caravelle, Multivan version</small>	04/03 →	18	390	360	7H0823359C, 7H0823359A, 7H0823359B	<b>CT1247</b>


 <p><b>Make - Model - Type Application</b></p>	 <p><b>Production Period</b></p>	 <p><b>DØ</b>   <b>L</b>   <b>FI</b></p>			 <p><b>OEM Ref.</b></p>	 <p><b>Order Ref.</b></p>
---	---	--	--	--	--	--






<p>TRANSPORTER T5</p> 	<p>04/03 →</p>	<p>26</p>	<p>755</p>	<p>970</p>	<p>7H0827550</p>	<p><b>ET2008</b></p>
<p>TRANSPORTER T5</p>  <p>*Caravelle, Multivan version</p>	<p>04/03 →</p>	<p>26</p>	<p>755</p>	<p>1080</p>	<p>7H0827550B, 7H0827550C</p>	<p><b>ET2009</b></p>

**UP**


<p>UP</p> 	<p>12/11 →</p>	<p>18</p>	<p>362</p>	<p>470</p>	<p>1S6827550D</p>	<p><b>CT1205</b></p>
---	----------------	-----------	------------	------------	-------------------	----------------------

**VENTO**


<p>VENTO (1H2)</p> 	<p>11/91 → 09/98</p>	<p>21</p>	<p>260</p>	<p>690</p>	<p>1H5827550B, 1H5827550A</p>	<p><b>DT1008</b></p>
---	----------------------	-----------	------------	------------	-----------------------------------	----------------------

 Make - Model - Type Application	 Production Period	 DØ L FI			 OEM Ref.	 Order Ref.
--	--	---	--	--	---	---


**VOLVO****340, 360**

340, 360 	76 → 91	18	550	460	3344245	<b>CT2263</b>
---	---------	----	-----	-----	---------	---------------


**440, 460**


440, 460 	09/88 → 07/96	18	550	475	3470348, 3436644, 3470350	<b>CT2264</b>
---	---------------	----	-----	-----	------------------------------	---------------

**480**


480 E 	04/86 → 07/96	18	534	200	3436644, 3470350	<b>CT2203</b>
---	---------------	----	-----	-----	------------------	---------------

**740**


740 (744) 	09/85 → 08/92	15	365	290	1334648	<b>BT1025</b>
--	---------------	----	-----	-----	---------	---------------

740 (745) 	08/85 → 08/92	18	545	300	6846014	<b>CT2241</b>
--	---------------	----	-----	-----	---------	---------------


**760**

760 (765) 	01/82 → 07/92	18	545	300	6846014	<b>CT2241</b>
--	---------------	----	-----	-----	---------	---------------


**780**


780 	08/86 → 07/90	15	359	180	180084, 1376115	<b>BT1023</b>
--	---------------	----	-----	-----	-----------------	---------------















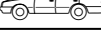


**850**






850 (855) KOMBI (LW) 	08/92 → 12/96	27	270	1600	9187315, 3509482, 9485548	<b>FT1001</b>
---	---------------	----	-----	------	------------------------------	---------------



**940**

940 (944) 	04/96 → 10/98	18	525	310	3526575	<b>CT2167</b>
--	---------------	----	-----	-----	---------	---------------


940 (944), 960 (964) 	08/90 → 10/98	18	525	310	3526575	<b>CT2168</b>
---	---------------	----	-----	-----	---------	---------------

 <b>Make - Model - Type Application</b>	 <b>Production Period</b>	 <b>DØ L FI</b>			 <b>OEM Ref.</b>	 <b>Order Ref.</b>
940 (944), 960 (964) 	08/90 → 10/98	18	525	350	3529925	<b>CT2169</b>
940 (945) KOMBI, 960 (965) KOMBI 	08/90 → 10/98	18	545	300	6846014	<b>CT2241</b>
<b>C30</b>						
C30 	10/06 → 2012	18	480	360	30657235, 3127832	<b>CT1468</b>
C30 	10/06 →	18	730	140	948357, 31218478	<b>CT2613</b>
<b>C70</b>						
C70 	03/97 → 09/02	18	298	600	9485706	<b>CT1124</b>
C70 II 	03/06 →	18	730	140	948357, 31218478	<b>CT2613</b>
<b>S40</b>						
S40 	07/95 → 01/04	18	298	500	30852059, 3085206	<b>CT1125</b>
S40 	07/95 → 01/04	18	750	300	819865	<b>CT2625</b>
S40 I (644) 	03/99 → 12/03	18	298	500	30852059, 3085206	<b>CT1125</b>
S40 II 	01/04 →	18	320	360	30674971, 30674203	<b>CT1163</b>
S40 II 	01/04 →	18	730	140	948357, 31218478	<b>CT2613</b>
S40 II (544) 	01/05 → 12/12	18	320	360	30674971, 30674203	<b>CT1163</b>
<b>S60</b>						
S60 	11/00 →	15	244	400	9154605	<b>BT1008</b>
S60 	11/00 →	18	270	420	8600233, 8650233	<b>CT1058</b>


						
<b>Make - Model - Type Application</b>	<b>Production Period</b>	<b>DØ</b>	<b>L</b>	<b>F1</b>	<b>OEM Ref.</b>	<b>Order Ref.</b>

S60 II 	04/10 →	18	550	260	31333127	<b>CT2274</b>
S60 II, V60 	04/10 →	18	294	380	31278769	<b>CT1118</b>







**S60,**

S60, V70 II  <small>*with one spring</small>	04 → 2009	18	245	700	30674708	<b>CT1026</b>
---	-----------	----	-----	-----	----------	---------------



**S70**

S70 (P80) 	01/97 → 11/00	18	496	340	9159604, 9187796, 9485547, 9187795, 9485546, 9159605	<b>CT1532</b>
---	---------------	----	-----	-----	--	---------------


**S80**






S80 	05/98 →	15	244	400	9154605	<b>BT1008</b>
S80 	05/98 →	18	362	370	30649439	<b>CT1204</b>
S80 	05/98 →	18	365	310	9483299, 9483297	<b>CT1214</b>
S80 II 	03/06 →	18	283	450	30649516	<b>CT1087</b>
S80 II 	03/06 →	18	291	600	3064983, 30779837	<b>CT1110</b>
S80 II (124) 	03/06 →	18	291	600	30779837, 30649836	<b>CT1111</b>





**S90**

S90 	01/97 → 05/98	18	525	310	3526575	<b>CT2168</b>
S90 	01/97 → 05/98	18	525	350	3529925	<b>CT2169</b>



**V40**

V40 	03/12 →	18	573	330	31278560, 31395607	<b>CT2356</b>
--	---------	----	-----	-----	--------------------	---------------


 Make - Model - Type Application	 Production Period	 DØ    L    FI			 OEM Ref.	 Order Ref.
--	--	---	--	--	---	---

V40 	07/95 →	18	603	320	30803472	<b>CT2463</b>
V40 	03/12 →	18	730	210	31298282	<b>CT2616</b>
V40 Hatchback (525, 526) 	03/12 →	18	574	350	31278560, 31395607	<b>CT2359</b>
V40 Station wagon (645) 	07/95 → 08/99	18	750	300	30 819 865	<b>CT2625</b>





**V50**

V50 	04/04 →	18	430	470	30674718, 3071618	<b>CT1322</b>
V50 (545) 	01/05 → 12/12	18	430	470	30674718, 30716189	<b>CT1322</b>


**V60**

V60 	09/10 →	18	560	445	3129708, 31217910	<b>CT2307</b>
--	---------	----	-----	-----	-------------------	---------------


**V70**






V70 	03/00 →	15	244	400	9G154605	<b>BT1008</b>
V70 	01/97 → 03/00	27	270	1600	9187315, 9485548, 3509482	<b>FT1002</b>
V70 III 	08/07 →	18	283	450	30649516	<b>CT1087</b>
V70 III  <small>*with automatic opening</small>	08/07 →	18	300	370	31335795	<b>CT1134</b>


**V90**

V90 	08/90 → 10/98	18	545	300	6846014, 1355263	<b>CT2241</b>
--	---------------	----	-----	-----	------------------	---------------






**XC60**

XC60 	05/08 →	18	285	410	30784935	<b>CT1097</b>
---	---------	----	-----	-----	----------	---------------



 <p><b>Make - Model - Type Application</b></p>	 <p><b>Production Period</b></p>	 <p><b>DØ</b>   <b>L</b>   <b>FI</b></p>			 <p><b>OEM Ref.</b></p>	 <p><b>Order Ref.</b></p>
---	---	--	--	--	--	--

<p>XC60</p>  <p><small>*without automatic opening</small></p>	<p>05/08 →</p>	<p>18</p>	<p>565</p>	<p>600</p>	<p>3133539, 31297524</p>	<p><b>CT2319</b></p>
--	----------------	-----------	------------	------------	--------------------------	----------------------






**XC70**

<p>XC70</p> 	<p>09/00 →</p>	<p>15</p>	<p>244</p>	<p>400</p>	<p>9154605</p>	<p><b>BT1008</b></p>
<p>XC70</p> 	<p>09/00 → 08/07</p>	<p>27</p>	<p>320</p>	<p>1200</p>	<p>30674494</p>	<p><b>FT1005</b></p>
<p>XC70 III</p> 	<p>08/07 →</p>	<p>18</p>	<p>283</p>	<p>450</p>	<p>30649516</p>	<p><b>CT1087</b></p>
<p>XC70 III</p>  <p><small>*with automatic opening</small></p>	<p>08/07 →</p>	<p>18</p>	<p>300</p>	<p>370</p>	<p>31335795</p>	<p><b>CT1134</b></p>
<p>XC70 III</p>  <p><small>*without automatic opening</small></p>	<p>08/07 →</p>	<p>27</p>	<p>308</p>	<p>1190</p>	<p>30674836, 3121764</p>	<p><b>FT1003</b></p>

**XC90**

<p>XC90</p> 	<p>10/02 →</p>	<p>18</p>	<p>470</p>	<p>380</p>	<p>30634580</p>	<p><b>CT1444</b></p>
<p>XC90</p> 	<p>10/02 →</p>	<p>18</p>	<p>510</p>	<p>320</p>	<p>30649736</p>	<p><b>CT2106</b></p>




 <p><b>Make - Model - Type Application</b></p>	 <p><b>Production Period</b></p>	 <p><b>DØ</b>   <b>L</b>   <b>F1</b></p>	 <p><b>OEM Ref.</b></p>	 <p><b>Order Ref.</b></p>
---	---	--	--	--

## ZASTAVA





### 101






101 	→ 81	18	450	300		<b>CT1375</b>
--	------	----	-----	-----	--	---------------

### 128

128 	→ 81	18	450	300		<b>CT1375</b>
--	------	----	-----	-----	--	---------------





## YUGO

YUGO 	04/80 → 06/92	18	460	220	4663602, 46636020	<b>CT1418</b>
YUGO CORAL 	04/80 → 06/92	18	590	310	46636022	<b>CT2417</b>
YUGO FLORIDA 	89 →	18	365	600	46635997	<b>CT1215</b>
YUGO FLORIDA POLY 	89 →	18	460	270	46622166	<b>CT1419</b>

 <p><b>Make - Model - Type Application</b></p>	 <p><b>Production Period</b></p>	 <p><b>DØ</b>   <b>L</b>   <b>F1</b></p>	 <p><b>OEM Ref.</b></p>	 <p><b>Order Ref.</b></p>
---	---	--	--	--

# ZAZ

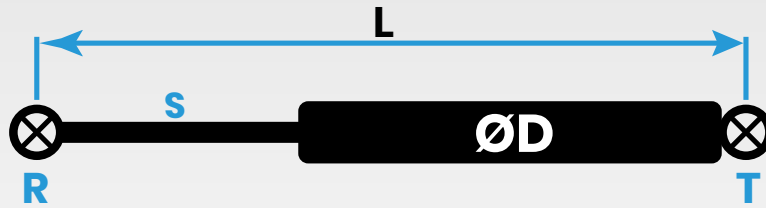
## TAVRIA

<p>TAVRIA 1102</p> 	<p>→ 89</p>	<p>18</p>	<p>450</p>	<p>280</p>	<p>11026308016</p>	<p><b>CT1389</b></p>
<p>TAVRIA 1103</p> 	<p>→ 99</p>	<p>18</p>	<p>500</p>	<p>400</p>	<p>126308506</p>	<p><b>CT2054</b></p>
<p>TAVRIA 1105</p> 	<p>→ 91</p>	<p>18</p>	<p>502</p>	<p>280</p>	<p>1216308506</p>	<p><b>CT2064</b></p>
<p>TAVRIA 11055</p> 	<p>→ 99</p>	<p>18</p>	<p>450</p>	<p>160</p>	<p>1326308506</p>	<p><b>CT1390</b></p>

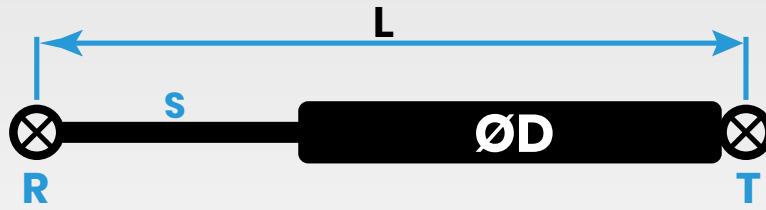
The background of the page is a soft-focus photograph of a technical drawing desk. It features a large white ruler, a pair of compasses, and various technical drawings with grid lines and alphanumeric labels like 'B' and '7'. The overall color palette is light and professional, with a focus on engineering and design.

# S15

 **TGS**  
TUNALIFT GAS SPRINGS



New Code	Old Ref.	D	Length	Newton
BT1036		15	445	110
BT1027	E1641	15	367	320
BT1030	E1978	15	410	280
BT1034	E1534	15	440	380
BT1011	E2254	15	288	300
BT1014		15	303	85
BT1019	Z300	15	314	355
BT1009	E1367	15	270	130
BT1018	E1366	15	310	255
BT1001	E1584	15	155	400
BT1004		15	213	480
BT1033	E2024	15	436	300
BT1022	E1689	15	346	340
BT1035		15	442	160
BT1024	E1419	15	362	100
BT1029	E1545	15	400	230
BT1012		15	289	350
BT1013		15	297	240
BT1007		15	242	325
BT1028		15	375	180
BT1017	E640, E1864	15	305	45
BT1032	E1705	15	435	105
BT1005		15	225	560
BT1006	E2020	15	225	100
BT1002	E1868	15	185	100
BT1003	E2303	15	185	100
BT1037	E627, E607	15	447	130
BT2004	E1949	15	547	170
BT1026	E1895	15	365	135
BT2001		15	502	125

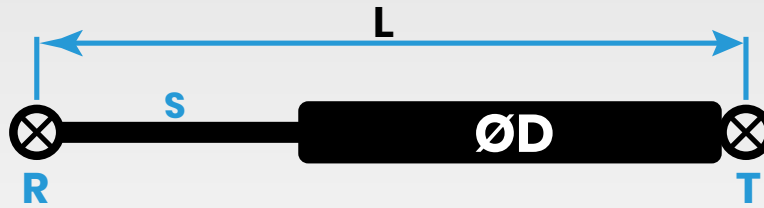


New Code	Old Ref.	D	Length	Newton
BT2002	E2275	15	530	110
BT1021	E1881	15	334	270
BT2003	E510	15	547	225
BT1015	E1456	15	305	130
BT1016	E1546	15	305	130
BT1020		15	318	160
BT1031		15	434	120
BT1038		15	465	120
BT1010	E527	15	285	300
BT1025	E429	15	365	290
BT1023		15	359	180
BT1008	E2312, E603	15	244	400

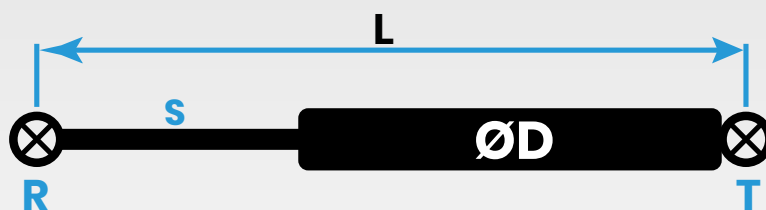
The background features a technical drawing of a mechanical part, possibly a spring, with various dimensions and labels like 'B' and 'G'. A magnifying glass is positioned over the drawing, and drafting tools like a compass and a pencil are visible in the foreground. The overall scene is in a light, desaturated color palette.

# S18

**TGS**  
TUNALIFT GAS SPRINGS

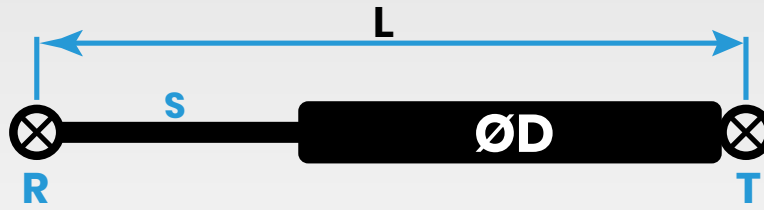


New Code	Old Ref.	D	Length	Newton
CT1140		18	310	580
CT2159		18	523	300
CT2160		18	523	400
CT1198	E1506	18	355	350
CT1342	E5620	18	440	370
CT1073		18	280	500
CT1074		18	280	600
CT2564		18	675	210
CT1046		18	265	370
CT1047		18	265	460
CT1258		18	400	300
CT1192	E1371	18	348	620
CT1107	E1499	18	291	380
CT2466	E982A, E2210	18	605	250
CT1064	E376	18	278	480
CT2484	E443	18	615	240
CT1065	E528	18	278	430
CT1066	E1372	18	278	390
CT1339	E1501	18	438	480
CT2262	E1723	18	550	230
CT1436	E1502	18	470	350
CT1257	E1717	18	399	250
CT2023	E1716	18	500	420
CT1260	E1505	18	400	400
CT2555	E1623	18	670	200
CT1251	E1953	18	395	170
CT1406	E1656	18	456	320
CT2556	E1142A	18	670	200
CT1059	E371	18	270	380
CT1424	E2078, E1965	18	465	320

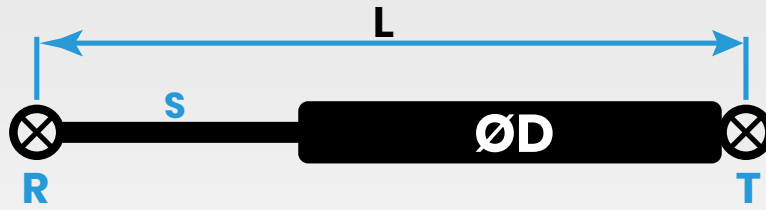


New Code	Old Ref.	D	Length	Newton
CT1262	E289	18	402	390
CT2370	E410	18	580	470
CT2361	E476	18	575	500
CT1062		18	275	590
CT2485	E2010	18	615	400
CT1068	E476	18	278	580
CT1077	E2159	18	280	630
CT2122	E1718	18	515	600
CT1127	E1719	18	300	400
CT2210	E2174	18	535	540
CT2006	E563	18	500	420
CT2007	E522	18	500	350
CT2008	E477	18	500	420
CT2009	E1984, E359, E521	18	500	470
CT1455	E1657	18	475	490
CT1485	E1578	18	485	460
CT1518	E1508	18	495	490
CT2602	E1513	18	715	290
CT2603	E1513	18	715	290
CT2235	E456	18	543	460
CT2624	E1925	18	746	200
CT1018		18	234	600
CT1037	E1659	18	255	350
CT2287	E2110	18	555	450
CT2194	E1509	18	530	410
CT1069	E1512, E633, E478, E516	18	278	490
CT2607	E1512	18	722	310
CT2608	E519, E1812	18	722	325
CT1144	E377	18	310	590
CT1243	E1930	18	388	480

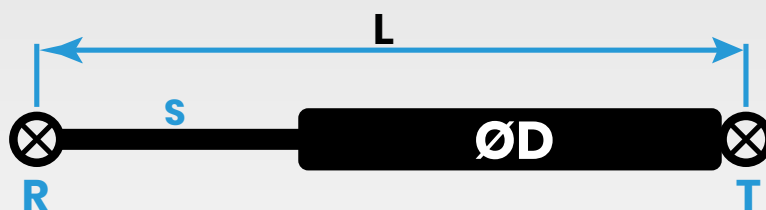




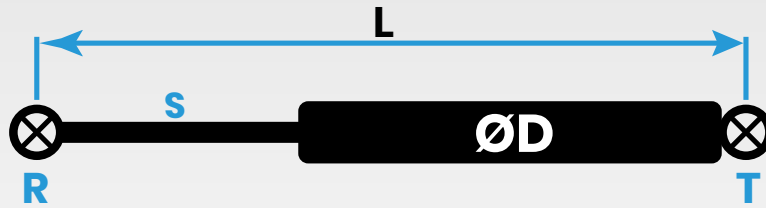
New Code	Old Ref.	D	Length	Newton
CT2010	E1579	18	500	530
CT1506	E1510	18	490	530
CT2057	E1510	18	502	450
CT2058	E2286	18	502	530
CT2628	E1663	18	765	340
CT1195	E1885	18	350	480
CT1161	E1645	18	320	480
CT2609	E1574	18	722	280
CT2604	E1630	18	720	180
CT1128	E1374	18	300	670
CT1456	E1629	18	475	650
CT1169	E1876	18	329	380
CT2524	E268	18	648	450
CT2011	E2128	18	500	440
CT2012	E2132	18	500	530
CT1263	E1176	18	402	310
CT2195	E2179	18	530	245
CT1225	E1667, E2195	18	375	280
CT1284	E1666	18	408	390
CT1285		18	408	265
CT1100	E1852	18	287	520
CT1063	E452	18	275	740
CT2551		18	668	375
CT2468	E259	18	605	340
CT1473	E2140	18	480	590
CT2044	E2140	18	500	560
CT2623	E1931	18	740	210
CT1138	E1720	18	305	410
CT2045	E2122	18	500	600
CT2046	E2122	18	500	500



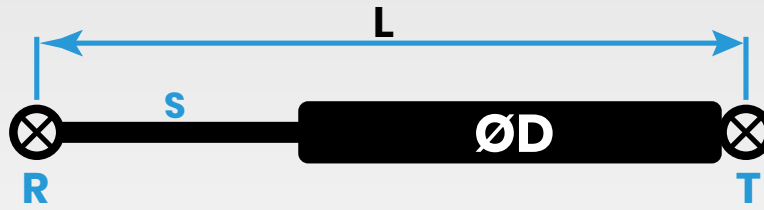
New Code	Old Ref.	D	Length	Newton
CT1409		18	458	240
CT1493	E1581	18	485	170
CT2047	E1580	18	500	525
CT1442	E1669	18	470	630
CT1158	E1670	18	315	440
CT1282	E624	18	405	520
CT1274	E624, E1739	18	405	620
CT1172	E1878	18	331	520
CT1265	E1972	18	402	150
CT1264	E1227	18	402	200
CT2234	E325, E341, E340, E419	18	542	300
CZ1005		18	362	190
CT2459		18	600	160
CT1294	E1375	18	412	400
CT1202	E1721	18	362	260
CT1223	E1721	18	375	350
CT2512	E263	18	635	290
CT1114	E1859	18	294	610
CT1115	E1858	18	294	480
CT2139	E392	18	517	380
CT2420	E565	18	595	380
CT2421	E1517	18	595	420
CT2422	E1517	18	595	430
CT2473	E1369	18	610	350
CT1155	E568	18	315	580
CT1194	E569	18	350	300
CT1208	E1721	18	365	280
CT2224	E456	18	540	450
CT2498	E1672	18	628	660
CT1218	E1516	18	370	320



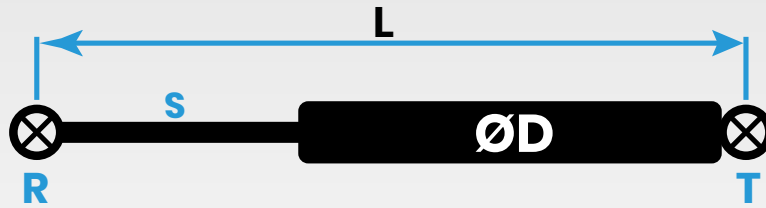
New Code	Old Ref.	D	Length	Newton
CT1259	E1722	18	400	330
CT2279	E1723	18	552	220
CT2240	E1724	18	545	450
CT1019	E4275	18	240	380
CT1209	E4285	18	365	410
CT1210	E1905	18	365	480
CT2565	E1659	18	675	360
CT1020	E2125	18	240	560
CT1177	E566	18	335	520
CT1186	E566	18	345	520
CT1148	E1680	18	314	330
CT1142	E2251, E1867	18	310	400
CT2002	E436	18	500	230
CT1108	E1853	18	291	540
CT1315	E2016	18	425	350
CT1032	E2218	18	254	420
CT1034	E632	18	255	490
CT1143	E567	18	310	640
CT1067	E633	18	278	470
CT1429	E2084	18	467	455
CT1083	E1845	18	280	590
CT1009	E1721	18	205	800
CT1095	E568	18	285	800
CT1229		18	376	120
CT1084	E1847	18	280	610
CT2379	E1847	18	580	550
CT1112	E1725	18	291	395
CT1221		18	370	530
CT1015	E2252	18	226	130
CT1033		18	254	140



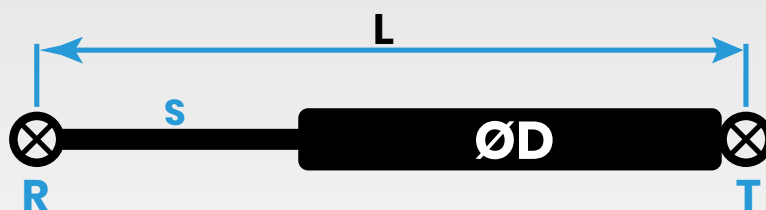
New Code	Old Ref.	D	Length	Newton
CT1120		18	294	70
CT1121		18	294	430
CT2193		18	527	300
CT1421		18	462	375
CZ2027	E1583	18	715	160
CZ1002	E633	18	261	470
CT1189	E1727	18	345	450
CT2332	E1726	18	568	460
CT2495	E1377	18	625	590
CT1126	E2187	18	298	680
CT2539		18	652	610
CT1106	E572	18	288	640
CT2198	E337, E2181	18	530	530
CT1292	E1728	18	410	390
CT1191	E1883	18	345	770
CT2276		18	550	280
CT1011	E570	18	214	680
CT1122	E1856	18	296	250
CT2559	E1520	18	672	180
CT1089	E1731	18	283	570
CT2588	E1730	18	694	220
CT1240	E1540, E1416	18	386	350
CT1487	E2096	18	485	363
CT2389	E2048	18	585	500
CT1319	E1732	18	428	240
CT2390	E2048	18	585	500
CT2382		18	582	500
CT2470	E2011	18	605	480
CT2469	E2031	18	605	325
CT1174		18	334	370



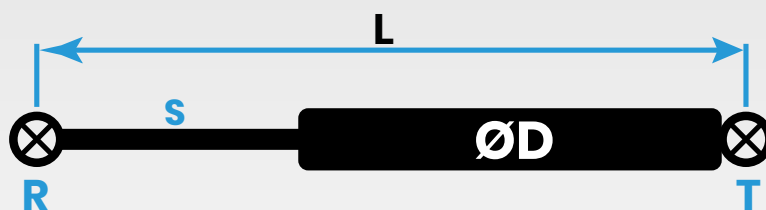
New Code	Old Ref.	D	Length	Newton
CT1420	E2076	18	462	560
CT2527	E1196	18	648	275
CT1370	E1514	18	447	500
CT1373		18	448	520
CT1356	E1733	18	442	625
CT1230	E1918	18	376	390
CT1535		18	497	270
CT2489		18	618	370
CT1113	C300	18	293	280
CT1123		18	298	430
CZ1004		18	345	250
CT1016		18	231	430
CT2242	E318	18	545	300
CT2594	E500	18	700	670
CT2237	E901	18	543	200
CT2308		18	563	140
CT2529		18	650	300
CT2530		18	650	300
CT2537	E299	18	652	460
CT2531		18	650	370
CT2532		18	650	370
CT1517	E1634	18	495	420
CT2285	E1522	18	555	305
CT1413	E1378	18	460	380
CT1363	E637	18	445	420
CT1445	E1675	18	472	400
CT2258	E1676	18	548	420
CT1151		18	314	495
CT1513		18	492	475
CT2304	E2107	18	558	530



New Code	Old Ref.	D	Length	Newton
CT2388	E1614	18	585	625
CT2218		18	537	125
CT2402	E2036	18	587	645
CT2409		18	590	110
CT2243	E1381	18	545	425
CT2296	E648	18	557	500
CT2516	E2036K	18	640	595
CT2517	E1597	18	640	565
CT2171		18	525	125
CT2550		18	668	655
CZ1006	E1523	18	375	495
CT2108	E574	18	512	450
CT1516	E1379	18	494	570
CT1103		18	288	250
CT2255	E1677	18	547	535
CT2067	E575	18	505	180
CT2373	E1525	18	580	165
CT1242	E1524	18	387	465
CT2507	E1358	18	631	510
CT2375	E287	18	580	320
CZ2016	E298	18	580	380
CT1313	E1737	18	422	365
CT2099	E2151	18	510	350
CT2100		18	510	350
CT1228	E1909	18	376	140
CT1316	E1988	18	425	500
CT2477	E1497	18	610	600
CT2478		18	610	570
CT2500	E367	18	628	630
CT2509		18	632	600

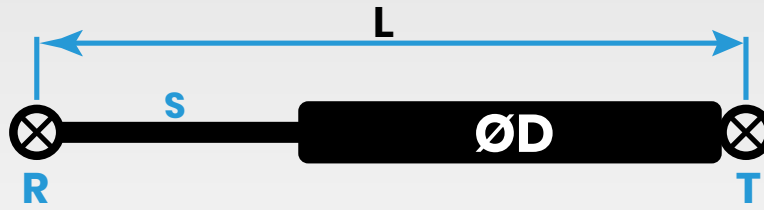


New Code	Old Ref.	D	Length	Newton
CT2434	E275, E334, E343	18	600	360
CT2432	E272, E308, E343	18	600	200
CT2440	E1684	18	600	670
CT2479	E480	18	610	355
CT2454	E281	18	600	500
CT2455	E281	18	600	500
CT2416	E450	18	590	480
CT2634	E348	18	837	365
CT2505	E573	18	630	570
CT2254	E403	18	545	220
CT2456		18	600	550
CT2457		18	600	600
CT2458		18	600	510
CT2430	E1679	18	595	450
CT2492	E499	18	622	360
CT1410	E498	18	458	300
CT2541	E576	18	656	400
CT2549	E511	18	667	390
CT2558	E511	18	670	390
CT2460	E366	18	600	320
CT2233	E412	18	540	520
CT1347	E2059	18	440	445
CT2403	E1740	18	587	360
CT2376		18	580	330
CT2143		18	519	370
CT2291		18	555	445
CT1441		18	470	400
CT2103		18	510	400
CT1278		18	405	390
CT1042		18	255	280

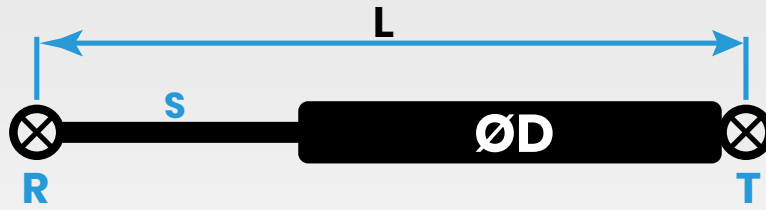


New Code	Old Ref.	D	Length	Newton
CT1276	E627	18	405	550
CT1279	Z056	18	405	500
CZ1008		18	405	500
CT1280	Z056K	18	405	600
CT1387		18	450	450
CT2271		18	550	350
CZ2010		18	550	270
CT2404		18	587	280
CT2405		18	587	200
CT2598		18	700	260
CT2599		18	700	200
CT1453		18	473	420
CT1275		18	405	335
CT2266	E2156	18	550	355
CT1164		18	324	290
CT1331		18	435	500
CT1300		18	414	410
CT1483	E1678	18	484	445
CZ1015		18	498	550
CZ2008		18	550	230
CT2261	E310	18	550	350
CT2385	E912	18	585	200
CT2433		18	600	180
CT1375		18	450	300
CT1412	E1682	18	460	350
CT1102	E1683	18	288	370
CT1219	E2221	18	370	210
CT2286	E2222	18	555	670
CT2295	E2222	18	557	470
CT1022		18	240	250

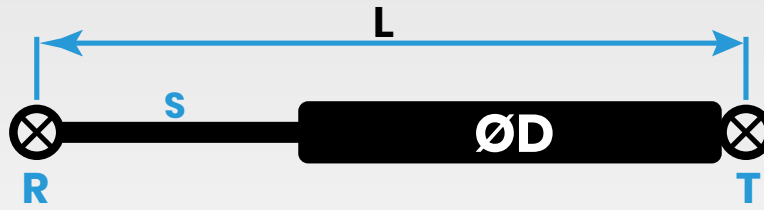




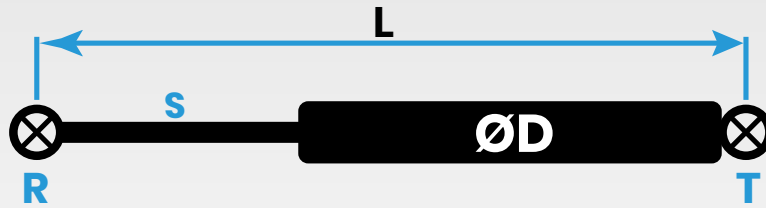
New Code	Old Ref.	D	Length	Newton
CT1267	E1529	18	403	170
CT2123	E483	18	515	370
CT1435	E482	18	470	350
CT2095	E1632	18	510	360
CT2339	E481, E2094	18	570	210
CT2340	E481	18	570	210
CT2560	E1653	18	673	250
CT1507	E361	18	490	480
CT2499	E1530	18	628	440
CT1023		18	240	300
CT2635	E583	18	866	370
CT2185	E590, E397	18	527	520
CZ1014	E2131	18	498	550
CT1338	E1534	18	437	350
CT1175		18	334	510
CT1439	E1423	18	470	480
CT1104		18	288	380
CT2086	E294	18	507	420
CT1010	E1535	18	214	420
CT2074	E581	18	505	520
CT1464	E267	18	477	360
CT2178	E582	18	525	570
CZ2007	E293	18	549	240
CZ2009		18	550	380
CT2060	E1390	18	502	280
CT1277	E1973	18	405	420
CT1367	E382	18	445	300
CT1399	E580	18	454	380
CT1447	E612	18	472	330
CT2315		18	565	200



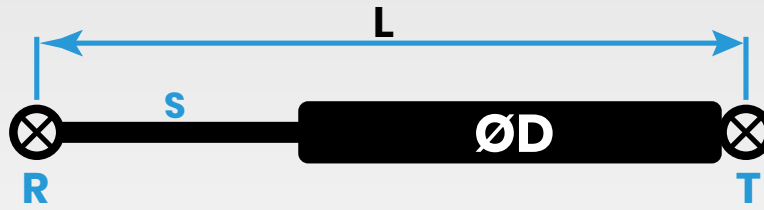
New Code	Old Ref.	D	Length	Newton
CT2449		18	600	310
CT1043		18	255	180
CT2273	E633	18	550	160
CT2450	E343	18	600	540
CT1368	E1536, E1566	18	445	420
CT1355	E585	18	440	460
CT2025	E584, E332	18	500	280
CT2076	E584	18	505	380
CT1252	E948A	18	395	180
CT2504	E421	18	630	330
CT2398	E278	18	585	280
CT2429	E278	18	595	280
CT2399	E278	18	585	290
CT2508	E1358	18	631	440
CT2480	E1497	18	610	560
CT2502	E367	18	628	570
CT2329	E411	18	568	280
CT2452	E316	18	600	410
CT2453	E411	18	600	430
CT2347	E411	18	570	280
CT2288	E1855	18	555	550
CT2583	E1966	18	687	555
CT2574		18	680	656
CT1093	E371	18	285	230
CT1325		18	431	400
CT2366	E673	18	577	275
CT2367		18	577	320
CT2418	E2040	18	592	400
CT2423	E2040	18	595	370
CT2205	E400	18	534	410



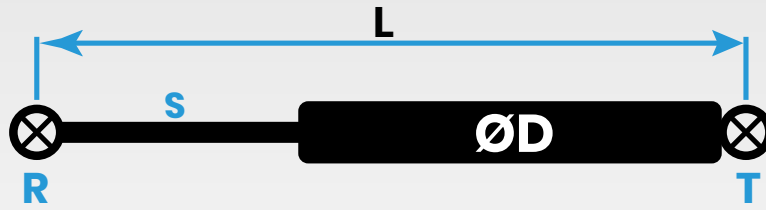
New Code	Old Ref.	D	Length	Newton
CT2297	E351	18	557	360
CT2298	E312	18	557	425
CT2247	E351, E456	18	545	495
CT2248	E456	18	545	440
CT2362	E316	18	575	415
CT2363	E316	18	575	400
CT2290		18	555	485
CT2486	E2047	18	615	330
CT2487	E330	18	615	300
CT2357	E505	18	574	260
CT2360	E2050, E505	18	575	310
CT2299	E648	18	557	500
CT2442	E609	18	600	425
CT2443	E609	18	600	440
CT2494	E1537	18	624	575
CT2250	E1685	18	545	335
CT2251	E1685	18	545	290
CT1479	E641	18	483	530
CT1401	E2071	18	455	700
CT1079	E256	18	280	465
CT1080	E256	18	280	420
CT2097	E394, E644	18	510	550
CT2175	E1313	18	525	450
CT2341	E2294	18	570	460
CT1477	E641	18	482	530
CT1508	E1745	18	490	560
CT1081	E516	18	280	510
CT2392	E1742	18	585	420
CT2444	E1743	18	600	385
CT2219	E2260	18	537	670



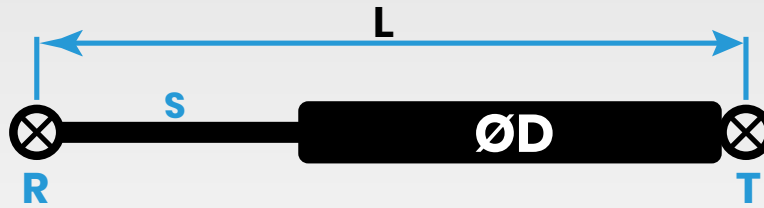
New Code	Old Ref.	D	Length	Newton
CT1402	E385	18	455	350
CT2601	E1744	18	703	530
CT1304	E1744	18	418	390
CT1372	E486	18	448	310
CT1484	E1894	18	484	200
CT2542	E1686	18	657	480
CT1039	E1504, E1503	18	255	500
CT1040	E1504	18	255	630
CT2281	E402	18	552	515
CT2292		18	555	515
CT1491	E487	18	485	640
CT2282	E645	18	552	560
CT1030	E2213	18	250	660
CT1132	E1859	18	300	560
CT2207	E2206	18	534	485
CT2208	E2206	18	534	520
CT2209	E2206	18	534	585
CT2260	E405	18	548	475
CT2293	E405	18	555	475
CT2212	E645	18	535	520
CT2213	E645	18	535	485
CT2283	E1687	18	552	715
CT1233	E1914	18	378	540
CT2230	E1688	18	540	585
CT1027	E345	18	245	330
CT2348	E481	18	570	215
CT2472	E1646	18	606	655
CT2050	E391	18	500	635
CT2051	E2133	18	500	595
CT2052	E2237	18	500	780



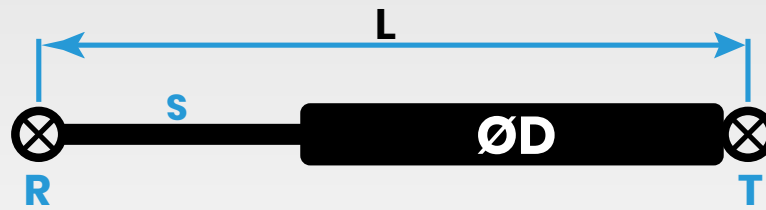
New Code	Old Ref.	D	Length	Newton
CT2275	E1204	18	550	285
CT2317	E649	18	565	480
CT1520		18	495	500
CT1539	E490	18	497	565
CT1495	E1360	18	485	460
CT1496	E383	18	485	520
CT1006	E1897	18	201	450
CT1007	E1897	18	201	450
CT2571	E1980	18	678	480
CT2513	E1309	18	635	200
CT1423	E1606	18	464	160
CT2134		18	516	425
CT2141	E2154	18	517	460
CT2383	E2042	18	582	500
CT2019	E1398	18	500	400
CT2059	E1398	18	502	400
CT2325	E1605	18	568	360
CT2518	E268	18	640	465
CT2575	E422	18	680	390
CT2573	E459, E422	18	680	360
CT2228	E2190	18	540	170
CT1199	E1399	18	355	115
CT2496		18	626	510
CT1289	E1747	18	409	565
CT1320	E2023	18	428	500
CZ2014	E2064	18	575	580
CT2365	E1401	18	577	530
CT2400		18	587	590
CT2467	E653L, E653R	18	605	380
CT1374	E1412	18	449	470



New Code	Old Ref.	D	Length	Newton
CT1369	E2296	18	447	300
CT2245	E2074	18	545	490
CT2246	E351	18	545	530
CT2146		18	520	435
CT1488	E613	18	485	580
CT1489	E1403	18	485	610
CT1490	E613	18	485	610
CT1480	E2313	18	483	370
CT1416	E2277	18	460	350
CT1298	E2285	18	414	430
CT1299	E1985	18	414	430
CT2342	E1750	18	570	310
CT2343	E1750	18	570	310
CT2109	E2153	18	512	460
CT2072	E2203	18	505	355
CT2137	E2186	18	516	475
CT2112	E2153	18	513	460
CT1213	E1892	18	365	360
CT2547	E1991	18	666	650
CT1461	E1751	18	475	610
CT1336		18	436	245
CT2300		18	557	580
CT2301		18	557	700
CT2148	E614	18	520	450
CT2346	E1402	18	570	630
CT1396		18	452	660
CT1337		18	436	100
CT1353	E1647	18	440	300
CT2302	E1409	18	557	550
CT1354	E1647	18	440	300

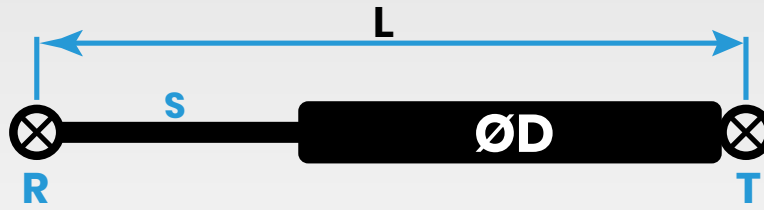


New Code	Old Ref.	D	Length	Newton
CT1119		18	294	400
CT1538		18	497	580
CT1333		18	435	100
CT1125	E1859, E551	18	298	500
CT1511		18	490	380
CT1139		18	305	550
CT2610		18	726	360
CZ2006	E1411	18	540	480
CT1239	E1408	18	385	140
CT2133	E1407	18	515	585
CT1266	E1857	18	402	560
CT2620	E2261	18	737	130
CT1190	E1402	18	345	510
CT2152		18	520	230
CT1377	E497, E385	18	450	340
CT1530		18	495	250
CT1135	E1539	18	300	460
CT1247	E1540, E1951	18	390	360
CT2216		18	535	455
CT1193	E1756	18	348	375
CT1391	E1754	18	450	400
CT2406		18	587	75
CT2464		18	603	310
CT1185		18	344	370
CT1253		18	396	510
CT2557	E1981	18	670	140
CT1392	E02CH	18	451	155
CT1334	E2024	18	436	300
CT1288		18	409	180
CT1053	E451	18	270	460

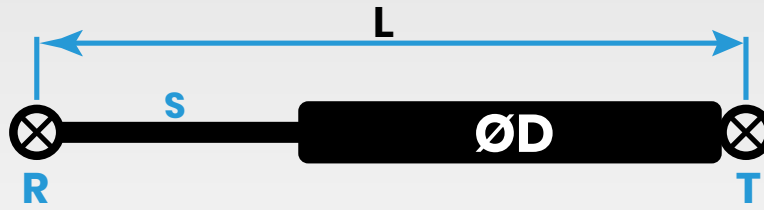


New Code	Old Ref.	D	Length	Newton
CT2183	E2174	18	527	610
CT2184	E2174	18	527	535
CT1094	E1850	18	285	460
CT1235	E948A	18	380	200
CT2071	E2143	18	505	585
CT2326	E1742	18	568	245
CT1317		18	426	565
CT1318		18	426	640
CT2124	E2150	18	515	490
CT1181		18	340	430
CT1248	E1954	18	395	440
CT1254	E1954	18	397	440
CT1286	E1986	18	408	470
CT1364	E2065	18	445	640
CT1272	E1756	18	405	480
CT2125	E1417	18	515	400
CZ2022	E2029, E2115	18	602	150
CT1130	E1861	18	300	550
CT2035	E1451	18	500	440
CT1178		18	335	560
CT2201		18	532	330
CT2577	E1976	18	680	320
CT1472	E1415, E1757	18	480	335
CT1220	E1758	18	370	480
CT1492	E1690	18	485	420
CT1328	E2262	18	433	395
CT1510	E1542	18	490	380
CT1501	E2100	18	487	320
CT2316		18	565	360
CT2253	E1418	18	545	620

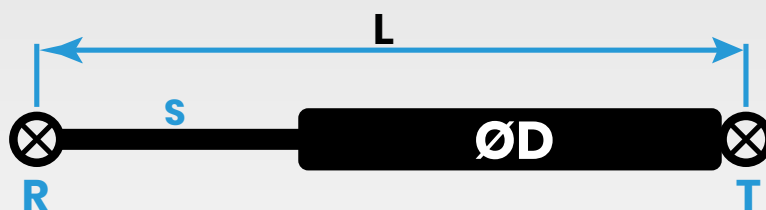




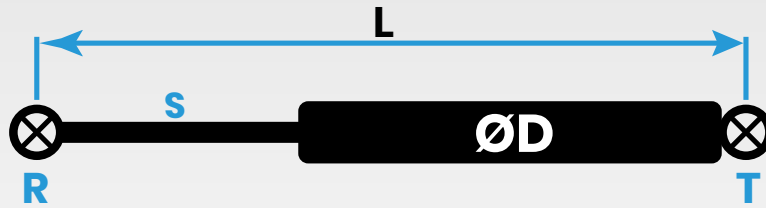
New Code	Old Ref.	D	Length	Newton
CT2318	E2106	18	565	290
CT1167	E456	18	324	340
CT1427		18	465	285
CT1474	E1762	18	480	600
CT2053	E391	18	500	625
CT1400	E1691	18	454	330
CT2330	E2095	18	568	550
CT1471	E2091, E2189	18	480	135
CT1403	E1759	18	455	570
CT1499	E1760	18	486	500
CZ2029		18	780	190
CT1376	E1984, E2067, E386	18	450	260
CT2461	E1432, E609	18	603	430
CT1296	E1984	18	414	240
CT2445		18	600	340
CT1385	E2068	18	450	380
CT1137		18	305	412
CT1388		18	450	270
CT2448		18	600	430
CT1052	E372	18	268	450
CT2173	E489	18	525	390
CT2068	E461	18	505	430
CT1212	E379	18	365	620
CT2522	E1761	18	644	300
CT2364	E412	18	575	440
CT1082	E368	18	280	500
CT2328	E488	18	568	410
CT1261	E610	18	400	280
CT1117	E526	18	294	380
CT1238	E524	18	385	560



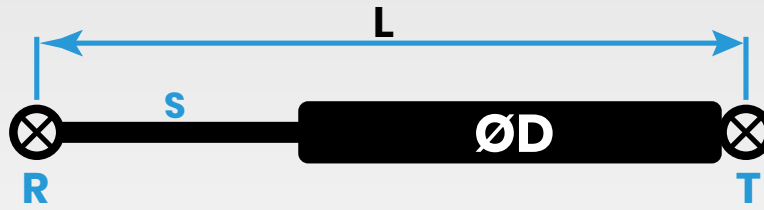
New Code	Old Ref.	D	Length	Newton
CT1170	E1887	18	330	340
CT2465	E416	18	603	160
CT1497	E1422	18	485	320
CT1475	E1422	18	480	420
CT2309	E2209	18	563	280
CT1476	E1763	18	482	480
CT1273	E1545	18	405	230
CT1469	E1763	18	480	480
CT2567	E1765	18	676	160
CT1162	E1658	18	320	410
CT2220	E1766	18	538	510
CT1541	E1610	18	498	225
CT1156	E1670	18	315	430
CT2503		18	630	480
CT1281		18	405	300
CT2491		18	622	310
CT1109	E1544	18	291	410
CT2138	E1446	18	516	580
CT2377		18	580	620
CT1168		18	325	380
CT2214	E1628	18	535	360
CT2579		18	684	505
CT1152	E1697	18	314	485
CT2136	E1695	18	516	160
CT1405	E1693	18	456	185
CT2116	E1692	18	513	200
CT2311	E650	18	565	500
CT2118	E1767	18	515	335
CT2110	E1767	18	513	335
CT1031	E2214	18	252	425



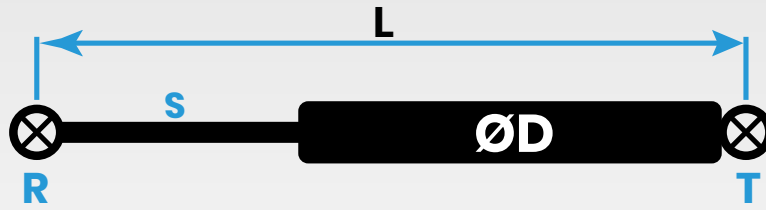
New Code	Old Ref.	D	Length	Newton
CT2223	E1425	18	540	390
CT1075		18	280	395
CT1076		18	280	440
CT2548	E463L, E463R	18	667	375
CT1061	E1843	18	275	420
CT1099	E1851	18	287	450
CT2372	E652	18	580	510
CT2121	E2177	18	515	490
CT2078	E2177	18	507	620
CZ2017	E1615L, E1615R	18	585	500
CZ2018	E1615L, E1615R	18	586	500
CT1345		18	440	775
CT1346		18	440	705
CT1025	E2073	18	240	165
CT1029	E2215	18	247	185
CT1017	E2099	18	232	305
CT1404		18	455	200
CZ2030	E541	18	788	280
CT2225	E591	18	540	370
CT2226	E591	18	540	400
CT1533	E1426	18	497	430
CT2182	E2267	18	527	390
CT2144	E2265	18	520	540
CT2238	E1649	18	543	460
CT2145	E2265	18	520	540
CT2381	E2052, E1699	18	582	460
CT1482	E1360	18	484	450
CT2107	E1427	18	512	470
CT1457	E1697	18	475	510
CZ2005	E2025L	18	525	280



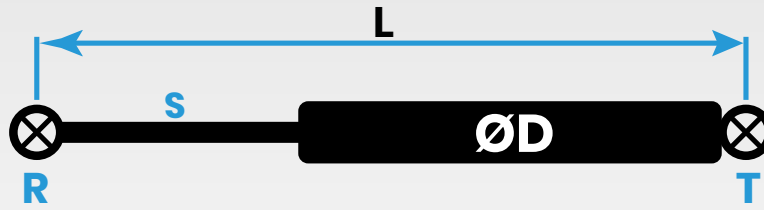
New Code	Old Ref.	D	Length	Newton
CZ2012	E2052, E2025R	18	563	280
CT2533	E1699	18	650	350
CT2525		18	648	290
CT1466	E2086, E1770	18	479	580
CT2172		18	525	280
CT2534	E1999, E1699	18	650	350
CT1244	E1922	18	390	300
CT1211		18	365	500
CT1381	E1547	18	450	490
CT1415	E1361	18	460	535
CT2566		18	675	260
CT2631		18	810	280
CZ2003		18	532	355
CZ2011		18	568	355
CT2069	E1448	18	505	515
CT2070	E2011	18	505	485
CZ2019		18	587	300
CZ2023		18	610	300
CZ2004	E2037	18	533	330
CZ2013	E2037	18	570	330
CT2520	E1430	18	640	510
CT2488	E2013	18	618	250
CT2501	E2269	18	628	570
CT2446	E2013	18	600	200
CT2490	E2013	18	618	270
CZ1007	E1844	18	394	400
CZ1011	E1754	18	453	400
CT1255		18	397	295
CT2378		18	580	230
CZ1003		18	301	730



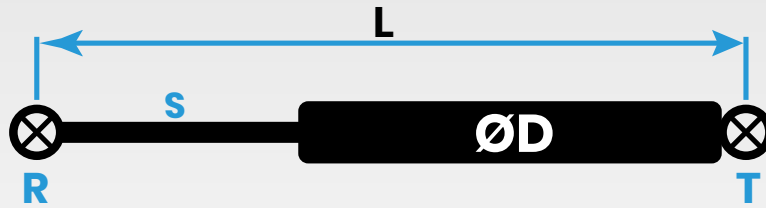
New Code	Old Ref.	D	Length	Newton
CT2584		18	687	270
CT1165		18	324	700
CT1166		18	324	795
CT1301	E611	18	414	530
CT1307	E611	18	418	490
CT1173	E1638	18	333	650
CT1293		18	411	635
CT1196	E2278	18	350	440
CT1088	E1449	18	283	560
CT2562	E1982	18	674	300
CT2563	E1982	18	674	330
CT1290	E1771	18	409	400
CT2568	E1983	18	676	255
CT2589	E1429	18	695	640
CZ1001		18	205	700
CT2435	E513	18	600	360
CT2119	E514, E621, E514	18	515	445
CT2120	E514, E621, E621	18	515	490
CT1149	E515	18	314	370
CT1179		18	338	420
CT1256		18	398	180
CT2312	E1560	18	565	560
CT1241	E1673	18	386	160
CT1116	E1854	18	294	510
CT1522	E2123	18	495	460
CT1335		18	436	710
CT2368	E2056	18	577	270
CT1024	E1674	18	240	700
CT1525	E1542	18	495	370
CT1537		18	497	330



New Code	Old Ref.	D	Length	Newton
CT2369	E2299	18	577	270
CT1529		18	495	475
CT1028	E1674	18	245	600
CT1171	E1879	18	331	500
CT2337	E407	18	570	490
CT2338	E407	18	570	520
CT1182		18	344	580
CT1414		18	460	230
CT1344	E585	18	440	470
CT2410	E1431	18	590	460
CT2535		18	650	460
CT1452		18	473	540
CT2202		18	532	460
CT2294	E1774	18	555	450
CT2056		18	502	400
CT1048		18	265	290
CT2001	E4079	18	500	270
CZ1013	E587L	18	483	351
CT2227	E588	18	540	385
CT2163	E590	18	523	530
CT1054		18	270	300
CT2526	E1776	18	648	260
CT1246	E1947	18	390	410
CT2270	E404	18	550	290
CT2036	E453	18	500	360
CT2037	E1521	18	500	380
CT2177	E1549	18	525	555
CT1236	E1910	18	380	310
CT2115	E2152	18	513	475
CT1222	E1910	18	372	320

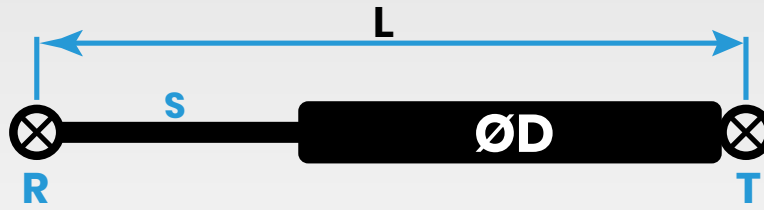


New Code	Old Ref.	D	Length	Newton
CT1351		18	440	175
CT2412	E1550	18	590	435
CT1234	E1778	18	378	300
CT2413		18	590	450
CT2414	E414	18	590	410
CT2415		18	590	480
CT1153	E1645	18	314	420
CT1154		18	314	465
CT2153	E604	18	520	670
CT1055	E1551	18	270	510
CT2192	E1548	18	527	575
CT2180	E1548	18	525	570
CT1446	E640B	18	472	590
CT2129	E1568	18	515	365
CT2063	E1779	18	502	375
CT2629	E543	18	765	235
CT1096		18	285	580
CT2215	E399	18	535	410
CT2380	E2055	18	580	560
CT2439	E2038	18	600	255
CZ2025	E1459, E268, E1780	18	645	470
CT2521	E268, E1459	18	643	475
CT1324	E2017	18	431	320
CT2387	E2053	18	585	510
CT2079		18	507	350
CT2092	E317	18	510	440
CT2093	E2149	18	510	390
CT2408	E417	18	590	350
CT2081	E394	18	507	550
CT2080	E393	18	507	600

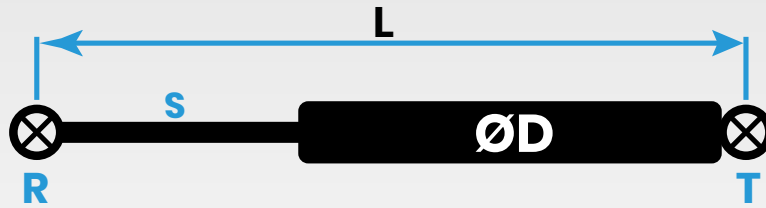


New Code	Old Ref.	D	Length	Newton
CT2082	E394	18	507	550
CT1085	E1437	18	283	400
CT2204	E600	18	534	480
CT2217	E340	18	537	430
CT2313	E520	18	565	500
CT2083		18	507	435
CT1314	E1433	18	424	450
CT1465	E1553	18	479	340
CT1448	E1434	18	473	570
CT1049		18	265	470
CT1271	E1781	18	405	480
CT2236	E1432	18	543	310
CT2401	E1783	18	587	400
CT1463	E1784	18	477	650
CT2324	E407	18	568	430
CT1217	E1908	18	368	380
CT2481	E339	18	613	560
CT2482	E339	18	613	640
CT2239	E419	18	543	360
CT2244	E1432, E419	18	545	320
CT2314	E1504	18	565	360
CT1460	E267	18	475	350
CT2462	E1531	18	603	240
CT2476	E1625	18	610	245
CT2021	E2244	18	500	150
CT2022	E2244	18	500	135
CT2029	E1785	18	500	660
CT2605	E1786	18	720	180
CT2267	E2156	18	550	320
CT2268	E338	18	550	410

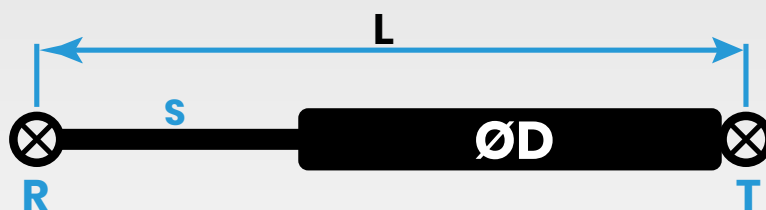




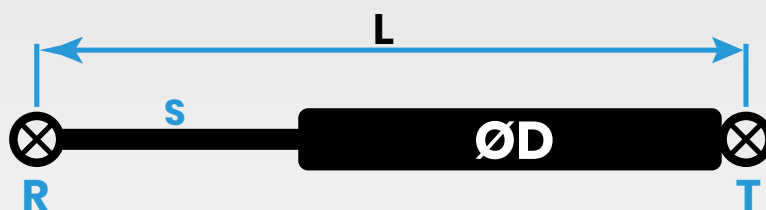
New Code	Old Ref.	D	Length	Newton
CT2593	E1948	18	700	320
CT2229	E647	18	540	540
CT1206	E1901	18	364	180
CT1207	E623	18	364	240
CT2096	E2246	18	510	520
CT1352	E562	18	440	370
CT2104	E296	18	510	620
CT2374	E346	18	580	340
CT2536	E1997, E1436	18	650	310
CT2632	E490	18	828	355
CT1449	E387	18	473	570
CT1450	E387	18	473	530
CT1434	E2087	18	469	560
CT1443	E640	18	470	600
CT2331	E409	18	568	540
CT1051	E1362	18	265	520
CT2349	E1435	18	570	570
CT1462	E1485	18	475	640
CT2350	E1435	18	570	
CZ1009	E381	18	424	280
CT1498	E1993	18	485	660
CT2310	E1437	18	565	315
CT2431	E628	18	600	310
CT2384	E411	18	585	280
CT2580	E501	18	685	180
CT1227	E2249	18	376	740
CT2436	E295	18	600	290
CT2091	E540	18	510	340
CT1371	E2283	18	448	590
CT1268		18	404	260



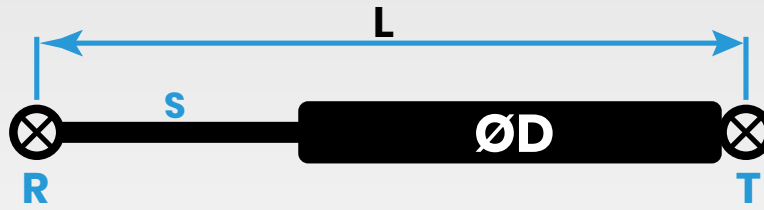
New Code	Old Ref.	D	Length	Newton
CT2165	E1591	18	525	140
CT2371	E1590	18	580	535
CT2065	E2293	18	505	330
CT2506	E2005	18	631	455
CT2066	E1706	18	505	490
CT1431	E1898	18	469	430
CT1428	E1898	18	467	435
CT1432	E2223	18	469	430
CT1378	E1792	18	450	395
CT2514	E263	18	636	360
CT2523	E1592	18	648	190
CT2528	E1592	18	650	190
CT1090	E374	18	285	290
CT2437	E366	18	600	360
CT2493	E491	18	624	400
CT1026	E2212	18	245	700
CT1408	E597	18	458	430
CT1512	E642	18	491	600
CT1411	E1790	18	460	440
CT2077		18	507	535
CT2181	E1791	18	527	620
CT2386	E2049	18	585	150
CT2320		18	568	440
CT2321		18	568	450
CT1359	E1593	18	445	250
CT2581	E501	18	685	200
CT1098	E527	18	287	310
CT1358	E1593	18	444	250
CT1504	E297	18	490	250
CT2305	E474	18	560	550



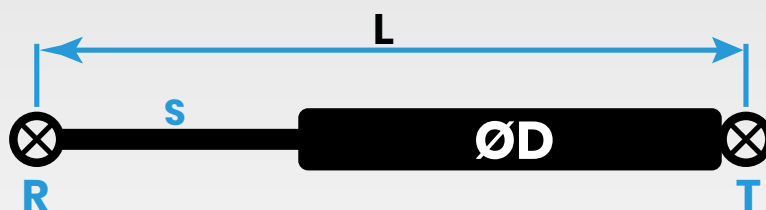
New Code	Old Ref.	D	Length	Newton
CT1160	E1645	18	320	470
CT1141	E1440	18	310	400
CT1224	E1439	18	375	615
CT2407	E1793	18	590	590
CT2438	E269	18	600	450
CT1308	E285	18	419	360
CT2515	E268	18	640	470
CZ1012		18	477	100
CT2265	E2272	18	550	715
CT1283	E302	18	408	310
CT2003		18	500	400
CT1360		18	445	400
CT2284	E2109	18	554	200
CT2474	E1497	18	610	560
CT2497	E367	18	627	570
CT2597	E500	18	700	660
CT1105	E1795	18	288	260
CT1008	E1967	18	205	530
CT1001		18	165	130
CT1136		18	305	370
CT1044		18	258	280
CT1013	E1070A	18	226	560
CT1021	E1558	18	240	380
CT1150	E1594	18	314	330
CT1035	E302	18	255	600
CT1036	E319	18	255	370
CT1004	E1967	18	195	500
CT2511	E2004	18	633	490
CT1014		18	226	790
CT2391	E1442	18	585	260



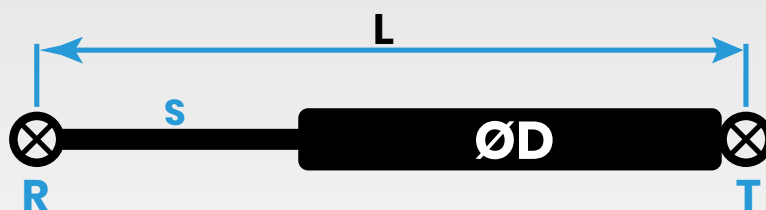
New Code	Old Ref.	D	Length	Newton
CT2289	E2194	18	555	240
CT2510	E1409	18	632	550
CT1200	E306	18	357	555
CT1458	E2200	18	475	620
CT1433	E1796	18	469	580
CT1330		18	435	750
CT1437	E358	18	470	360
CT1459	E387	18	475	420
CT1295	E304	18	412	340
CT1393	E1559	18	451	385
CT1438	E2090	18	470	510
CT1310	E2310	18	420	570
CT2441	E360	18	600	510
CT2174	E363	18	525	560
CT2249	E351	18	545	530
CT1249	E1949	18	395	230
CT1250	E1930	18	395	470
CT2561	E506	18	673	440
CT1129	E1374	18	300	650
CT2546		18	665	535
CT2147	E604	18	520	625
CT1245	E1922	18	390	300
CT2633	E1798	18	833	560
CT2394	E2039	18	585	430
CT2424	E415	18	595	470
CT2425	E415	18	595	450
CT2426	E415	18	595	510
CT1451	E492	18	473	590
CT2113	E2158	18	513	535
CT2114	E2158	18	513	585



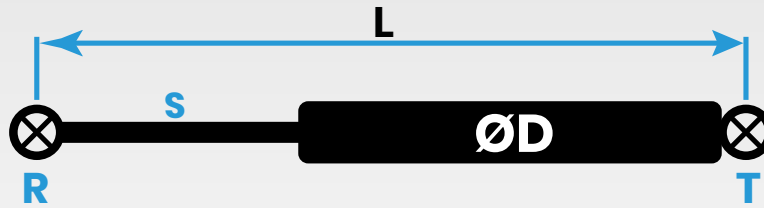
New Code	Old Ref.	D	Length	Newton
CT2206	E600	18	534	480
CT2211	E600	18	535	425
CT1524	E1708	18	495	610
CT2344	E2075	18	570	620
CT2345	E2075	18	570	670
CT2073	E1800	18	505	300
CT1086	E1855	18	283	305
CT1440	E2194	18	470	245
CT1131	E473	18	300	410
CT1003	E2163	18	180	480
CT2149	E1365	18	520	625
CT2252		18	545	500
CT1426	E303	18	465	425
CT1002	E1596	18	165	650
CT1349	E472	18	440	500
CT1350		18	440	520
CT1305	E611	18	418	500
CT1366	E1601	18	445	490
CT1306	E611	18	418	500
CT2256	E1444	18	547	500
CT2150	E2166	18	520	130
CT2257	E2205	18	547	550
CT1188	E1445	18	345	350
CT1326	E1802	18	431	600
CZ2026	E1804	18	663	315
CT2544	E1801	18	663	265
CT1478	E1803	18	482	705
CT1417	E1642	18	460	100
CT2427	E471	18	595	515
CT2428		18	595	485



New Code	Old Ref.	D	Length	Newton
CT2151	E1365	18	520	640
CT2200	E1644	18	532	515
CT2075		18	505	520
CT1145		18	310	590
CT2048		18	500	500
CT1146		18	310	650
CT2569		18	677	400
CT1494		18	485	585
CT1056		18	270	540
CT1057		18	270	540
CT2600		18	700	200
CT2587		18	691	270
CT2232	E403	18	540	250
CT2352	E408	18	572	580
CT2353	E408	18	572	670
CT2354	E413	18	573	530
CT2355	E413	18	573	620
CT1050	E1807	18	265	355
CT2164	E2279	18	523	600
CT1321	E2304	18	428	135
CT1237	E1809	18	383	455
CT2089		18	507	330
CT2545	E1987	18	663	520
CT2277	E340	18	552	410
CT2278	E340	18	552	370
CT2572	E423	18	680	360
CT1060		18	275	320
CT2111	E1840	18	513	350
CT2333	E409	18	570	530
CT2471	E1561	18	606	540

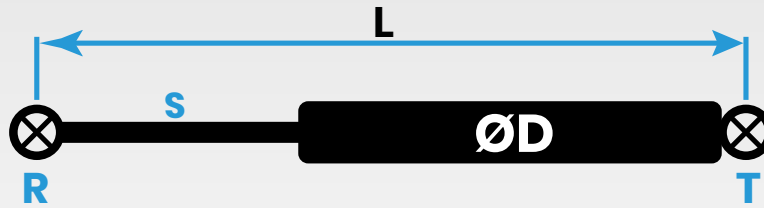


New Code	Old Ref.	D	Length	Newton
CT2085	E392	18	507	436
CT2162		18	523	480
CT2322		18	568	500
CT2336		18	570	470
CT2323		18	568	560
CT2622		18	740	290
CT2621		18	739	290
CT1159	E515	18	318	380
CT1078	E1449	18	280	550
CT2626	E2211	18	763	200
CT2627	E1917	18	765	200
CT2004	E441	18	500	650
CT2005	E2134, E441	18	500	600
CT2161	E6287	18	523	240
CT2166	E6287	18	525	240
CT2334	E649	18	570	420
CT2335	E2105	18	570	520
CT2552	E460	18	670	320
CT2553	E2258	18	670	345
CT2591	E445	18	700	400
CT2592	E1952	18	700	345
CT1012	E2046	18	226	100
CT1505	E1476	18	490	610
CT1394	E385	18	452	350
CT2280	E2113, E2164	18	552	295
CT2013	E1451, E521, E2130	18	500	480
CT1309	E1638	18	420	510
CT2014	E305	18	500	320
CT1092	E375	18	285	330
CT1101	E526	18	287	365

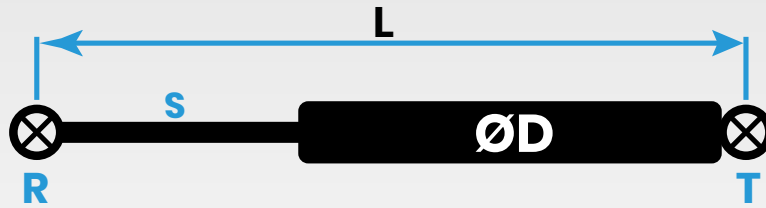


New Code	Old Ref.	D	Length	Newton
CT1091	E2192	18	285	600
CT1502	E1813	18	488	510
CT2590	E448	18	696	220
CT2176	E449	18	525	320
CT2190	E517	18	527	350
CT2306	E1814	18	560	290
CT1395	E1815	18	452	455
CT1500	E2097	18	487	645
CT2030	E359	18	500	450
CT2358	E346, E2063	18	574	330
CT2031	E1602	18	500	340
CT1481	E2119	18	483	440
CT2411		18	590	540
CT1038	E350	18	255	340
CT1203	E899, E1899	18	362	390
CT2130	E396	18	515	500
CT1072	E516	18	278	530
CT2636	E1452	18	870	370
CT2637	E1452	18	870	240
CT1348	E625	18	440	600
CT1523	E1816	18	495	440
CT2101	E454	18	510	420
CT2186	E624	18	527	450
CT2135		18	516	220
CT2187		18	527	160
CT2188		18	527	220
CT2595		18	700	325
CT2596		18	700	325
CT2090		18	510	220
CT1514	E626	18	492	470

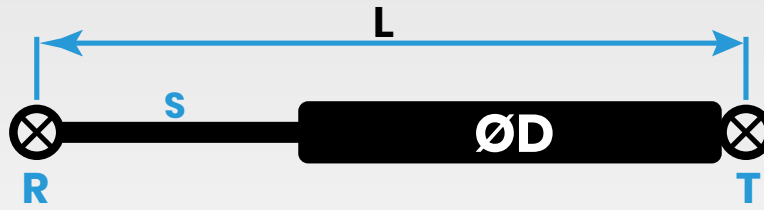




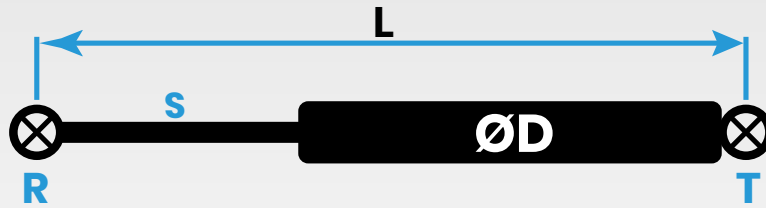
New Code	Old Ref.	D	Length	Newton
CT1526	E626	18	495	515
CT1536	E626	18	497	500
CT2038	E1661, E2295	18	500	540
CT2543	E2288	18	660	500
CT2396	E1455	18	585	405
CT1509	E2118	18	490	480
CT1527	E626	18	495	550
CT1528	E626	18	495	565
CT2154	E2173	18	520	535
CT2155	E2173	18	520	560
CT2156	E2173	18	520	590
CT2157	E2173	18	520	635
CT2231		18	540	420
CT1312	E1631	18	420	600
CT1071	E1454, E516	18	278	520
CT1270	E1974	18	404	310
CT2221	E1818	18	538	650
CT2606	E1941	18	720	350
CT2612	E1749	18	728	315
CT2451		18	600	580
CT2158	E2183	18	522	490
CT2199	E1457	18	532	360
CT1365	E1709	18	445	90
CT1133	E1861	18	300	240
CT1332	E2028	18	435	170
CT1291		18	410	330
CT1147		18	310	430
CT1197		18	353	150
CT2272	E1564	18	550	620
CT2327		18	568	330



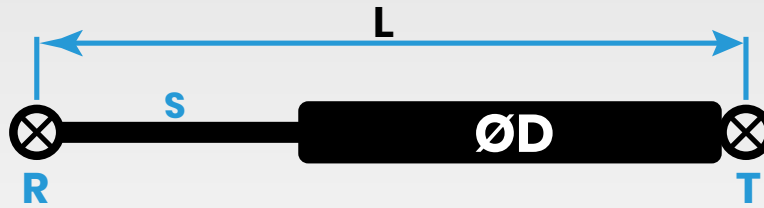
New Code	Old Ref.	D	Length	Newton
CT2483		18	613	300
CT2102		18	510	365
CZ2015	E1458R	18	580	209
CT1231	E2308	18	378	300
CT2554	E1988	18	670	360
CZ2001	E2120L, E2120R	18	500	420
CT2269	E1460	18	550	280
CT1425	E432	18	465	113
CT1384	E1565	18	450	150
CT2088	E1710	18	507	420
CT1341	E1566	18	439	410
CT2105	E1820	18	510	270
CT2303	E1482	18	557	135
CZ2020	E440	18	587	100
CT1232	E1924	18	378	520
CT1357	E1626	18	443	455
CT1379	E1639	18	450	600
CT1540	E1639	18	498	540
CT1362	E638	18	445	550
CT1486	E1639	18	485	565
CT1343	E1821	18	440	530
CT2015	E1639	18	500	540
CT1380	E1639K	18	450	600
CZ1010	E636L, E636R	18	433	560
CT2140	E1567	18	517	295
CT2619		18	736	315
CT2475	E1618L, E1618R	18	610	420
CT1519		18	495	510
CT1430		18	468	440
CT1521	E1494L, E1494R	18	495	570



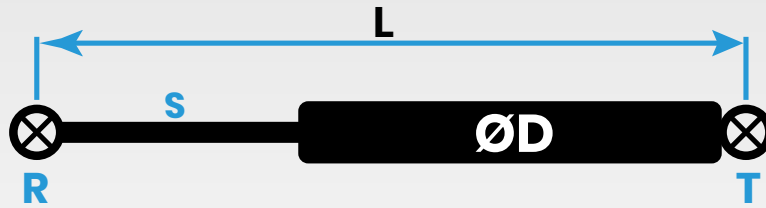
New Code	Old Ref.	D	Length	Newton
CT1534	E1495L, E1495R	18	497	570
CZ2028	E1492L, E1492R	18	720	310
CT2098	E644	18	510	545
CT2196		18	530	545
CT1329	E1462	18	434	585
CT1311		18	420	295
CT1180	E1711	18	338	365
CT2191	E2169	18	527	260
CZ2024	E1621L, E1621R	18	637	530
CT1515	E1464	18	493	445
CT2062	E2139	18	502	450
CZ2021	E1490L, E1490R	18	590	300
CT1454	E2089	18	473	535
CT1287	E1975	18	408	580
CT1323	E562	18	430	370
CT1303	E1823	18	416	395
CT2055	E347	18	500	245
CT1302	E1823	18	416	405
CZ2002	E1622L, E1622R	18	505	255
CT1297		18	414	260
CT2061		18	502	250
CT2094	E394	18	510	550
CT2084		18	507	350
CT2538	E1788	18	652	750
CT2351	E1435	18	570	570
CT1361		18	445	220
CT2170		18	525	150
CT2570		18	678	630
CT2578		18	684	550
CT1187		18	345	400



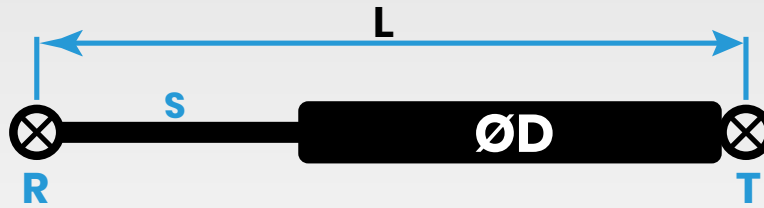
New Code	Old Ref.	D	Length	Newton
CT1070		18	278	500
CT2016	E265, E521	18	500	500
CT2017	E521	18	500	520
CT2018	E1603	18	500	220
CT1201	E1900	18	361	540
CT1269	E1970, E1611	18	404	460
CT2585	E1829	18	690	380
CT2519	E495	18	640	390
CT2020	E1824	18	500	375
CT2618	E1824	18	735	300
CT1422	E1582	18	463	360
CT2024	E2300	18	500	480
CT2026	E332	18	500	270
CT2027	E453	18	500	350
CT2028	E522	18	500	440
CT2393	E496	18	585	360
CT1382	E1467	18	450	535
CT1383	E1467	18	450	535
CT2614	E1466	18	730	250
CT2189	E1827	18	527	420
CT1470	E1572	18	480	550
CT1340	E1456	18	439	550
CT2611	E1826	18	728	265
CT1045	E2227	18	258	370
CT2142	E2184	18	519	530
CT2197	E2184	18	530	500
CT2630	E2233	18	779	285
CT2259		18	548	520
CT1503	E1828	18	489	110
CT2032	E522	18	500	365




New Code	Old Ref.	D	Length	Newton
CT2033	E305	18	500	190
CT1467		18	479	300
CT2034	E305	18	500	280
CT2395		18	585	200
CT2582		18	685	200
CT2447	E366	18	600	330
CT2576	E1573	18	680	270
CT1005	E1995	18	201	250
CT1397	E597	18	453	460
CT2617	E1933	18	734	320
CT2586	E1829	18	690	380
CT2126	E398	18	515	500
CT1226	E1651	18	375	390
CT2615	E1576	18	730	380
CT1386	E1575	18	450	550
CT1216		18	367	420
CT1398	E1759	18	453	580
CT1176	E1882	18	334	610
CT1183	E1884	18	344	450
CT1184	E1885	18	344	565
CT1327	E562	18	431	380
CT2397		18	585	250
CT2179	E1830	18	525	325
CT2087	E581	18	507	550
CT2127	E629	18	515	550
CT2128	E313	18	515	550
CT2039	E1604	18	500	380
CT2040	E1604	18	500	400
CT2041	E305	18	500	310
CT2042	E1604	18	500	380



New Code	Old Ref.	D	Length	Newton
CT2043	E305	18	500	310
CT1041		18	255	600
CT1407	E1713	18	457	320
CT2049	E331	18	500	460
CT1531		18	495	500
CT2117	E1714	18	513	475
CT1157		18	315	550
CT2222	E976A	18	538	125
CT2419		18	593	605
CT2540	E1992	18	655	320
CT2131	E2147	18	515	300
CT2132	E393B	18	515	300
CT1205	E1893	18	362	470
CT2263	E456	18	550	460
CT2264	E2167	18	550	475
CT2203	E401	18	534	200
CT2241	E455	18	545	300
CT2167	E264	18	525	310
CT2168	E264	18	525	310
CT2169	E517	18	525	350
CT1468	E1543	18	480	360
CT2613	E1552	18	730	140
CT1124	E1858	18	298	600
CT2625	E1928	18	750	300
CT1163	E1577	18	320	360
CT1058	E1480	18	270	420
CT2274	E403	18	550	260
CT1118	E1832	18	294	380
CT1532	E1481	18	496	340
CT1204	E1903	18	362	370



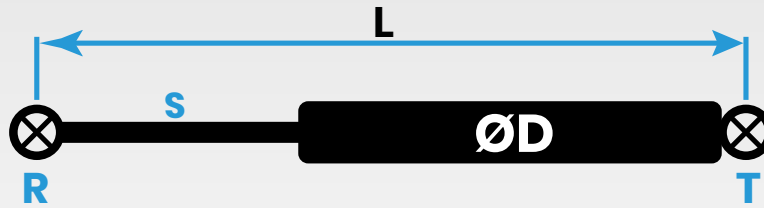
New Code	Old Ref.	D	Length	Newton
CT1214	E2276	18	365	310
CT1087	E1637	18	283	450
CT1110	E1636	18	291	600
CT1111	E1636	18	291	600
CT2356	E2060	18	573	330
CT2463	E552	18	603	320
CT2616	E1932	18	730	210
CT2359	E2060	18	574	350
CT1322	E1468, E2022	18	430	470
CT2307	E1834	18	560	445
CT1134		18	300	370
CT1097	E1838	18	285	410
CT2319	E1837	18	565	600
CT1444	E1471	18	470	380
CT2106	E1840	18	510	320
CT1418		18	460	220
CT2417		18	590	310
CT1215		18	365	600
CT1419		18	460	270
CT1389		18	450	280
CT2054		18	500	400
CT2064		18	502	280
CT1390		18	450	160



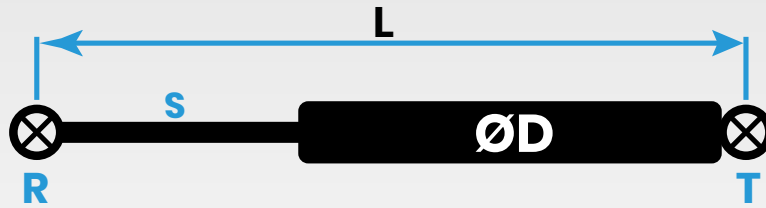
**S21**

**TGS**  
TUNALIFT GAS SPRINGS

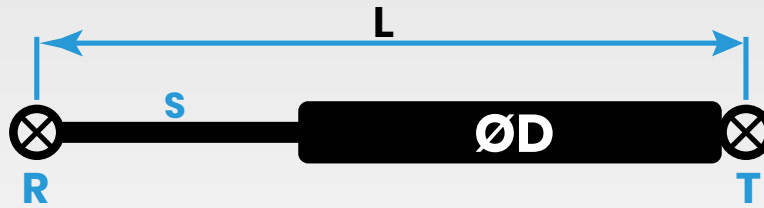




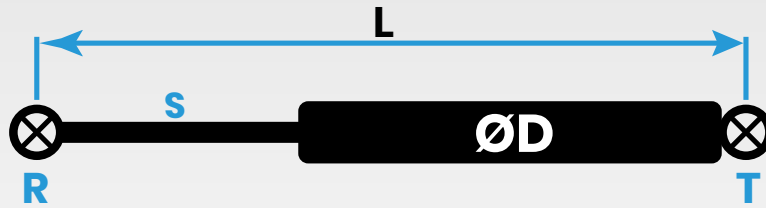
New Code	Old Ref.	D	Length	Newton
DT1006	E1500	21	250	1180
DT1010	E370	21	273	670
DT1017	E1374	21	298	650
DT1018	E1569, E1811	21	298	700
DZ1003	E1664	21	483	750
DT1013	E528, K300	21	278	630
DT1019	E1862	21	298	730
DT2101	E1904	21	943	380
DT1044	E1608	21	483	690
DT1045	E1608, E1368	21	483	740
DT2001	E1608, E1515	21	500	635
DT2002	E1515	21	500	690
DT1042	E564	21	480	690
DT1005		21	245	750
DT1054		21	498	630
DT1022	E571	21	333	700
DT1021	E1874	21	326	800
DT1015	E1848	21	285	720
DT1026	E1354	21	382	660
DT1033	K300	21	431	1050
DT2069	E1528	21	665	765
DT2017	E651	21	539	690
DT2072	E507	21	685	870
DT2066	E1528	21	656	880
DT2054	E1734	21	620	625
DT2055	E1734	21	620	580
DT1016		21	287	700
DT2079		21	700	1050
DT2078	E1944	21	700	1050
DT2082		21	726	420



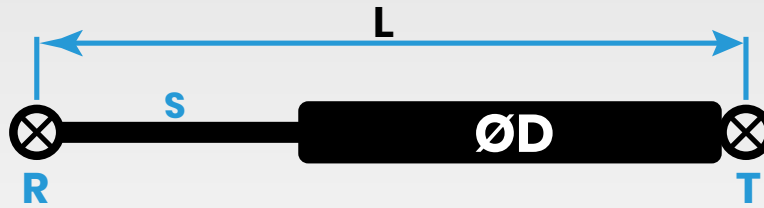
New Code	Old Ref.	D	Length	Newton
DT2097	E583	21	866	370
DT2092	E2236	21	796	720
DT2094	E485	21	798	500
DT2047	E2025	21	603	810
DT2048	E2026	21	603	850
DT2049		21	603	740
DT2050		21	603	810
DT2033	E408	21	567	590
DT2034	E409	21	567	650
DTI037	E2071	21	455	700
DTI039	E420	21	465	655
DTI040	E420	21	465	655
DT2042	E1519	21	574	990
DT2043	E508	21	593	830
DT2089		21	743	670
DT2090		21	759	670
DTI047	E487	21	485	640
DT2028	E2112	21	556	715
DT2026	E1687	21	553	760
DTI048	E328	21	490	720
DTI049	E643	21	490	780
DT2061		21	650	690
DT2062		21	650	745
DT2022	E2168	21	550	850
DT2023	E1364	21	550	810
DT2096	E2238	21	850	670
DT2095	E2238	21	830	620
DT2011		21	524	585
DT2012		21	524	540
DT2024	E2172	21	551	710



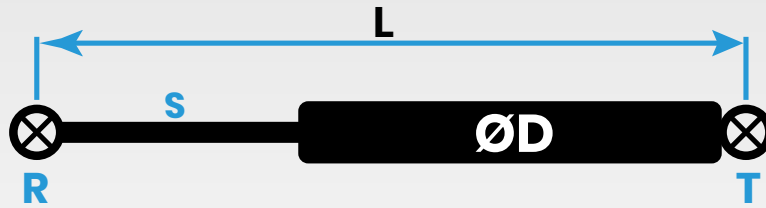
New Code	Old Ref.	D	Length	Newton
DT2044	E2032	21	596	465
DT2056	E1607	21	625	510
DT2057	E1607	21	628	510
DT2051		21	606	460
DT2052		21	606	395
DT2007		21	512	520
DZ2006	E1797L, E1797R	21	727	400
DT1030	E1394L, E1394R	21	414	500
DT2016	E646	21	539	450
DT2038	E1405	21	570	650
DT2019		21	545	750
DT2025		21	551	680
DT2063	E1541	21	653	630
DT2064	E1541	21	653	695
DZ1001	E1842L, E1842R	21	473	872
DT1032	E1383	21	429	838
DT2086	E1942	21	739	850
DT2087	E1942	21	739	700
DT2037	E1585	21	569	590
DT2085	E1937	21	736	725
DT2058	E1586	21	640	740
DT2059	E1587	21	640	820
DT1027	E1934	21	391	800
DT1024	E379	21	364	800
DT2060	E1627	21	640	740
DT2065		21	655	770
DT2067		21	660	800
DZ2003	E594L, E594R	21	587	340
DT2005		21	506	720
DT1053	E2136	21	496	635




New Code	Old Ref.	D	Length	Newton
DT2008	E2177	21	515	610
DZ2004	E2305L, E2305R	21	610	570
DZ2005	E1357L, E1357R	21	619	660
DZ2001	E595L, E595R	21	500	500
DT2027		21	555	585
DT2021	E1649	21	547	460
DT1023		21	347	1300
DT2032	E1705	21	560	725
DT1004	E1486	21	235	850
DZ2007		21	874	260
DT2071	E1640	21	667	755
DT2070		21	665	755
DT1041		21	468	610
DT2088		21	742	400
DT2003		21	500	630
DT2075	E502	21	690	630
DT1025		21	380	745
DT2093		21	796	760
DT2015	E1896	21	535	710
DT1052	E4139, E1835HL	21	495	830
DT2098	E1589	21	905	730
DT1011	E452	21	273	680
DT1012		21	273	720
DT2009	E604	21	520	665
DT2010	E2178	21	520	730
DT2029	E2108	21	559	330
DT2013		21	527	660
DT2091	E425	21	769	475
DT2046	E542	21	600	325
DT2045		21	598	700



New Code	Old Ref.	D	Length	Newton
DT2053	E339	21	613	620
DT2068	E1787	21	661	800
DT2077	E1946	21	699	610
DT2076	E1946	21	699	540
DT1043	E1789	21	482	700
DT1046	E1554	21	483	700
DT2081	E533	21	725	820
DT1007	E2216	21	250	850
DT2100	E1589	21	905	730
DT2020	E530	21	545	630
DT2004	E1555	21	505	610
DT1009	E266	21	265	820
DT1031		21	418	700
DT1002	E529	21	195	1100
DT1003	E373	21	195	860
DT2030	E418	21	560	730
DT2031	E418	21	560	800
DT2083	E608	21	730	700
DT2084	E608	21	730	760
DT2073	E502	21	690	630
DT2074	E502	21	690	630
DT1028	E1923	21	391	880
DT2014	E1644	21	533	750
DT1034		21	431	740
DT1029		21	403	190
DT2099	E1589	21	905	730
DT1036		21	452	710
DT1014	E1846	21	282	680
DT1051		21	492	660
DT2018	E2165	21	542	740

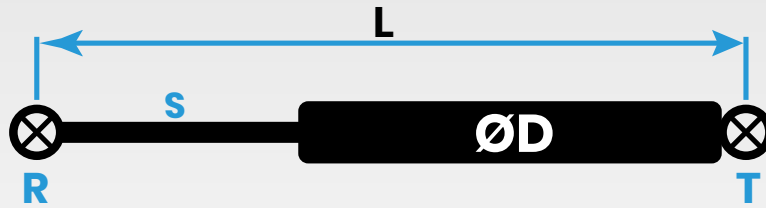


New Code	Old Ref.	D	Length	Newton
DZ1002		21	475	400
DT1035		21	436	363
DT1038	E2309	21	455	300
DZ2002	E342L, E342R	21	575	685
DT2080	E1943, E1940	21	720	870
DT1001	E1571	21	175	700
DT1020	E1633	21	300	710
DT2006	E643	21	506	770
DT1050	E2098	21	490	910
DT2035	E2081	21	567	830
DT2036		21	567	460
DT2039	E650	21	570	660
DT2040	E2083	21	570	750
DT2041	E2082	21	570	910
DT1008	E1477	21	260	690

The background features a soft-focus image of architectural blueprints with various technical drawings, lines, and alphanumeric labels like 'B', '12.10', and '3.90'. A ruler is visible in the upper left, and drafting tools, including a compass and a pencil, are positioned in the lower right. The overall color palette is light and professional, with a focus on technical precision.


# S26

 **TGS**  
TUNALIFT GAS SPRINGS



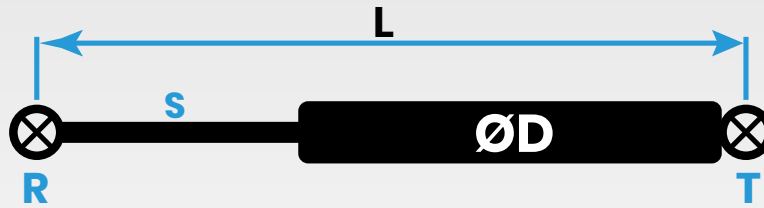
New Code	Old Ref.	D	Length	Newton
ET2010	E531	26	772	630
ET2011	E531	26	775	630
ET2012	E1916	26	775	530
ET2001		26	667	650
ET2002		26	667	755
ET1001	E1450	26	396	1550
ET2007	E1920	26	755	1080
ET2003	E1964	26	686	710
ET2004	E1962	26	686	770
ET2005	E1960	26	686	910
ET2006	E1953	26	686	830
ET2008	E1920	26	755	970
ET2009	E1921	26	755	1080



The background features a technical drawing of a mechanical part, overlaid with a ruler and a compass. The drawing includes various lines, circles, and alphanumeric labels such as 'B', '12.10', '3.90', '2.90', '1.00', '1.50', '2.00', '2.50', '3.00', '3.50', '4.00', '4.50', '5.00', '5.50', '6.00', '6.50', '7.00', '7.50', '8.00', '8.50', '9.00', '9.50', '10.00', '10.50', '11.00', '11.50', '12.00', '12.50', '13.00', '13.50', '14.00', '14.50', '15.00', '15.50', '16.00', '16.50', '17.00', '17.50', '18.00', '18.50', '19.00', '19.50', '20.00', '20.50', '21.00', '21.50', '22.00', '22.50', '23.00', '23.50', '24.00', '24.50', '25.00', '25.50', '26.00', '26.50', '27.00', '27.50', '28.00', '28.50', '29.00', '29.50', '30.00', '30.50', '31.00', '31.50', '32.00', '32.50', '33.00', '33.50', '34.00', '34.50', '35.00', '35.50', '36.00', '36.50', '37.00', '37.50', '38.00', '38.50', '39.00', '39.50', '40.00', '40.50', '41.00', '41.50', '42.00', '42.50', '43.00', '43.50', '44.00', '44.50', '45.00', '45.50', '46.00', '46.50', '47.00', '47.50', '48.00', '48.50', '49.00', '49.50', '50.00', '50.50', '51.00', '51.50', '52.00', '52.50', '53.00', '53.50', '54.00', '54.50', '55.00', '55.50', '56.00', '56.50', '57.00', '57.50', '58.00', '58.50', '59.00', '59.50', '60.00', '60.50', '61.00', '61.50', '62.00', '62.50', '63.00', '63.50', '64.00', '64.50', '65.00', '65.50', '66.00', '66.50', '67.00', '67.50', '68.00', '68.50', '69.00', '69.50', '70.00', '70.50', '71.00', '71.50', '72.00', '72.50', '73.00', '73.50', '74.00', '74.50', '75.00', '75.50', '76.00', '76.50', '77.00', '77.50', '78.00', '78.50', '79.00', '79.50', '80.00', '80.50', '81.00', '81.50', '82.00', '82.50', '83.00', '83.50', '84.00', '84.50', '85.00', '85.50', '86.00', '86.50', '87.00', '87.50', '88.00', '88.50', '89.00', '89.50', '90.00', '90.50', '91.00', '91.50', '92.00', '92.50', '93.00', '93.50', '94.00', '94.50', '95.00', '95.50', '96.00', '96.50', '97.00', '97.50', '98.00', '98.50', '99.00', '99.50', '100.00'.

**S27**

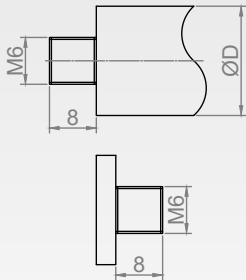
**TGS**  
TUNALIFT GAS SPRINGS



New Code	Old Ref.	D	Length	Newton
FT1008		27	342	1200
FT1006	E1473	27	325	1400
FT1007	E1473	27	325	1400
FT1004	E1870	27	312	1450
FT1009	E1955	27	399	1340
FT1001	E1478B	27	270	1600
FT1002	E1478	27	270	1600
FT1005	E1478	27	320	1200
FT1003	E1866	27	308	1190

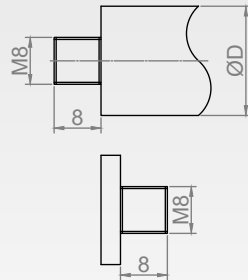
# CONNECTORS





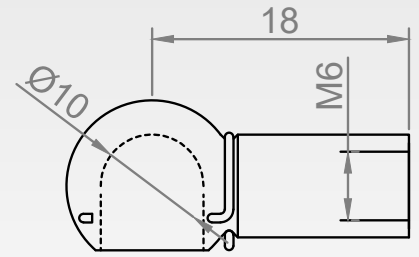
**FEATURES A002**

Material Information	Steel, DIN 1.0718
Surface Treatment	Black Nitrated
Compatible With	S15, S18
Components	
Unit Weight	-



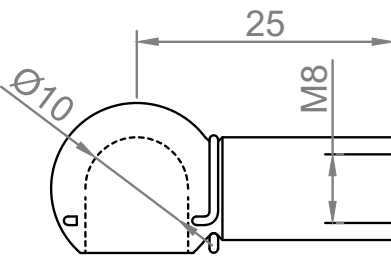
**FEATURES A003**

Material Information	Steel, DIN 1.0718
Surface Treatment	Black Nitrated
Compatible With	S18, S21, S22, S26
Components	
Unit Weight	-



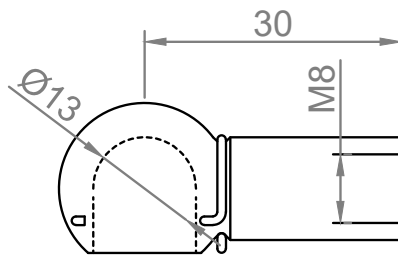
**FEATURES B001**

Material Information	Steel, DIN 1.0718
Surface Treatment	Zinc plated
Compatible With	S15, S18, D15, D18, W18
Components	B001; DS10
Unit Weight	0,012 KG



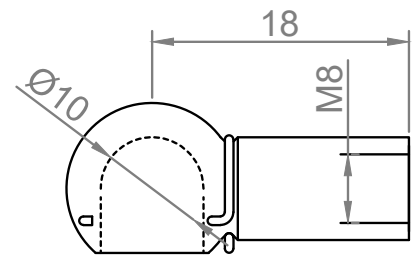
**FEATURES B005**

Material Information	Steel, DIN 1.0718
Surface Treatment	Zinc plated
Compatible With	S18, S21, W22, D21
Components	B005; DS10
Unit Weight	0,013 KG



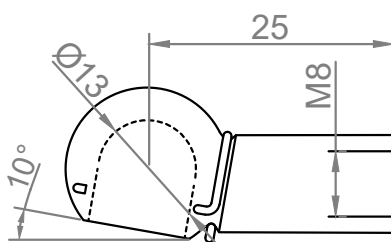
**FEATURES B007**

Material Information	Steel, DIN 1.0718
Surface Treatment	Zinc plated
Compatible With	S21, S22, W22
Components	B007; DS13
Unit Weight	0,029 KG



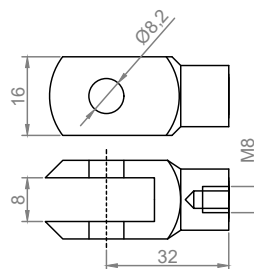
**FEATURES B026**

Material Information	Steel, DIN 1.0718
Surface Treatment	Zinc plated
Compatible With	S18, S21, S22, S26, S32
Components	B026; DS10
Unit Weight	0,010 KG



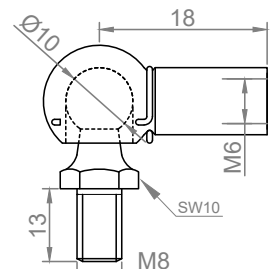
**FEATURES B817**

Material Information	Steel, DIN 1.0718
Surface Treatment	Zinc plated
Compatible With	S18, S21, S26, S32
Components	B817; DS13
Unit Weight	0,026 KG



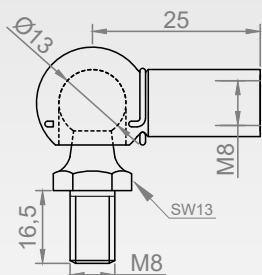
**FEATURES F005**

Material Information	Steel, DIN 1.0718
Surface Treatment	Zinc plated
Compatible With	S21, S26, S28
Components	F005
Unit Weight	0,037 KG



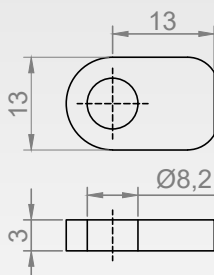
**FEATURES J033**

Material Information	Steel, DIN 1.0718
Surface Treatment	Zinc plated
Compatible With	S15, S18
Components	B001; DS10; PA45
Unit Weight	0,029 KG



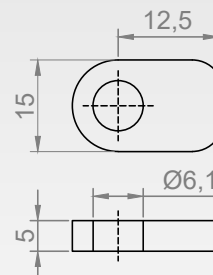
**FEATURES** **J113**

Material Information	Steel ,DIN 1.0718
Surface Treatment	Zinc plated
Compatible With	S21, S22, W22
Components	B006; DS13; PA54
Unit Weight	0,050 KG



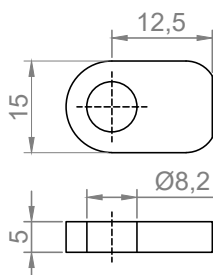
**FEATURES** **K002**

Material Information	Steel ,DIN 1.0718
Surface Treatment	Black Painted
Compatible With	
Components	K002
Unit Weight	-



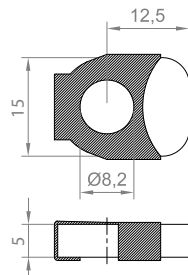
**FEATURES** **K003**

Material Information	Steel ,DIN 1.0718
Surface Treatment	Black Painted
Compatible With	S15, S18, S21, S22
Components	K003
Unit Weight	-



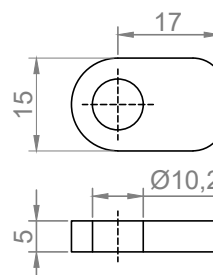
**FEATURES** **K004**

Material Information	Steel ,DIN 1.0718
Surface Treatment	Black Painted
Compatible With	S15, S18, S21, S22
Components	K004
Unit Weight	-



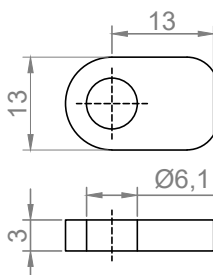
**FEATURES** **K004C**

Material Information	Steel ,DIN 1.0718
Surface Treatment	Black Painted
Compatible With	
Components	K004C; Clips
Unit Weight	-



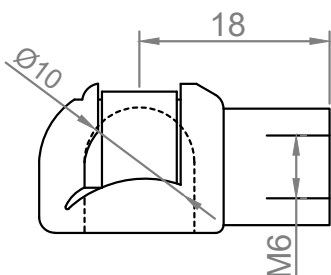
**FEATURES** **K006**

Material Information	Steel ,DIN 1.0718
Surface Treatment	Black Painted
Compatible With	S15, S18, S21, S22
Components	K006
Unit Weight	-



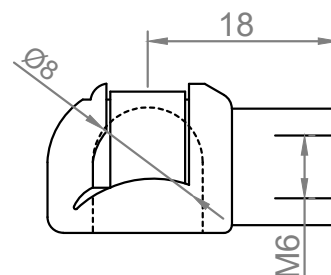
**FEATURES** **K011**

Material Information	Steel ,DIN 1.0718
Surface Treatment	Black Painted
Compatible With	S12, S15
Components	K011
Unit Weight	-



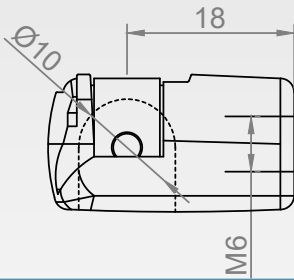
**FEATURES** **P001**

Body Material	Plastic-PA66 GF30
Inside	Clip: CK67, Thread: Brass
Compatible With	S15, S18, D15, D18, W18
Components	P001
Unit Weight	0,004 KG



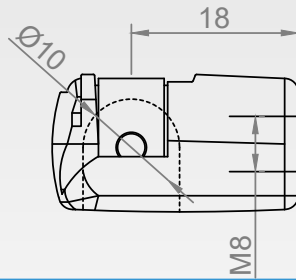
**FEATURES** **P005**

Body Material	Plastic-PA66 GF30
Inside	Clip: CK67, Thread: Brass
Compatible With	S15, S18
Components	P005
Unit Weight	0,004 KG



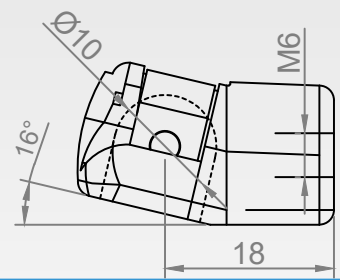
**FEATURES** **PL01**

Body Material	Plastic-PA66 GF30
Inside	Clip: CK67, Thread: Brass
Compatible With	S15, S18, D15, D18, W18
Components	PL01
Unit Weight	0,010 KG



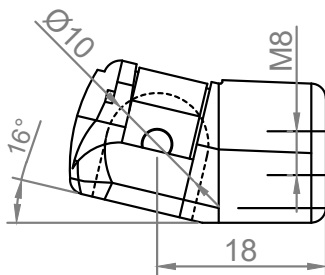
**FEATURES** **PL02**

Body Material	Plastic-PA66 GF30
Inside	Clip: CK67, Thread: Brass
Compatible With	S21, S22, W22
Components	PL02
Unit Weight	0,010 KG



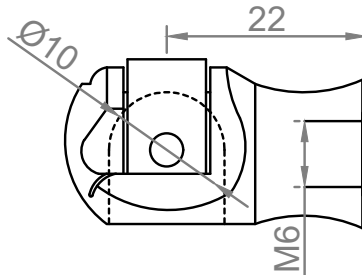
**FEATURES** **PLA1**

Body Material	Plastic-PA66 GF30
Inside	Clip: CK67, Thread: Brass
Compatible With	S15, S18, D15, D18, W18
Components	PLA1
Unit Weight	0,010 KG



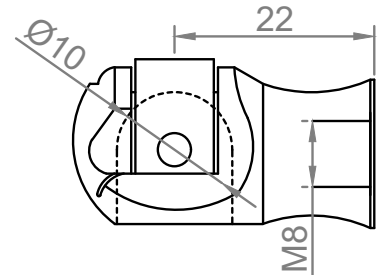
**FEATURES** **PLA2**

Body Material	Plastic-PA66 GF30
Inside	Clip: CK67, Thread: Brass
Compatible With	S21, S22, W22
Components	PLA2
Unit Weight	0,010 KG



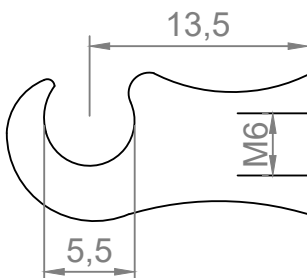
**FEATURES** **PLE1**

Body Material	Plastic-PA66 GF30
Inside	Clip: CK67, Thread: Brass
Compatible With	S15, S18, D15, D18, W18
Components	PLE1
Unit Weight	0,009 KG



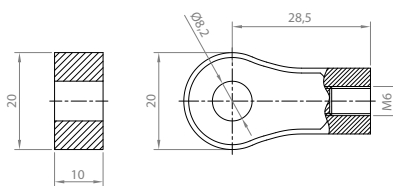
**FEATURES** **PLE2**

Body Material	Plastic-PA66 GF30
Inside	Clip: CK67, Thread: Brass
Compatible With	S21, S22, W22
Components	PLE2
Unit Weight	0,010 KG



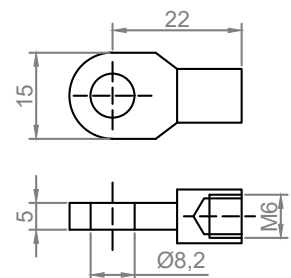
**FEATURES** **PLU2**

Body Material	Plastic-PA66 GF30
Inside	Clip: CK67, Thread: Brass
Compatible With	S15, S18, D15, D18, W18
Components	PLU2
Unit Weight	0,009 KG



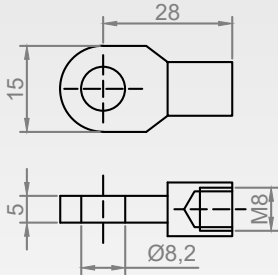
**FEATURES** **PY01**

Material Information	Steel, DIN 1.0718
Surface Treatment	Zinc plated
Compatible With	S18, S21, W22, D21
Components	B005; DS10
Unit Weight	0,010 KG



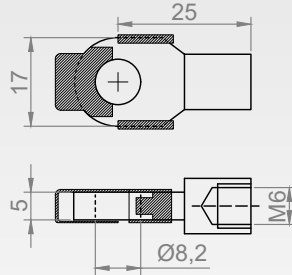
**FEATURES** **Y004**

Material Information	Steel, DIN 1.0718
Surface Treatment	Zinc plated
Compatible With	S21, S22, W22
Components	Y004
Unit Weight	0,009KG



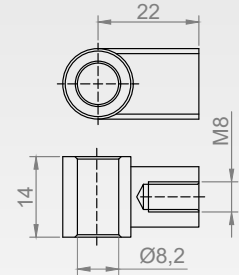
**FEATURES** **Y005**

Material Information	<b>Steel ,DIN 1.0718</b>
Surface Treatment	<b>Zinc plated</b>
Compatible With	<b>S21, S22, W22</b>
Components	<b>Y005</b>
Unit Weight	<b>0,013KG</b>



**FEATURES** **Y047**

Material Information	<b>Steel ,DIN 1.0718</b>
Surface Treatment	<b>Black Painted With Clips</b>
Compatible With	<b>S15,S18,S21,S22</b>
Components	<b>Y047</b>
Unit Weight	<b>0,013 KG</b>



**FEATURES** **Z116**

Material Information	<b>Zamac 5 alloy</b>
Surface Treatment	<b>Zinc plated</b>
Compatible With	<b>S18,S21,S22,S26,S32</b>
Components	<b>Z116</b>
Unit Weight	<b>0,030 KG</b>

*"Feel Safe!"*  
www.tunalift.com



Bursa, Turkey



+90 224 211 44 73



info@tunalift.com



www.tunalift.com